

# M series LED controller BVM1

RF WIRELESS



M series LED controller is compatible with 8 kinds remotes of different function (patent technology) . which means using one receiver could experience single color/CT dimming, RGB/RGBW adjustment to meet customers' different lighting requirements. With the RF remote, speed/brightness adjustment, customise color and lighting changing modes selection could all be achieved

### 1. Parameter:

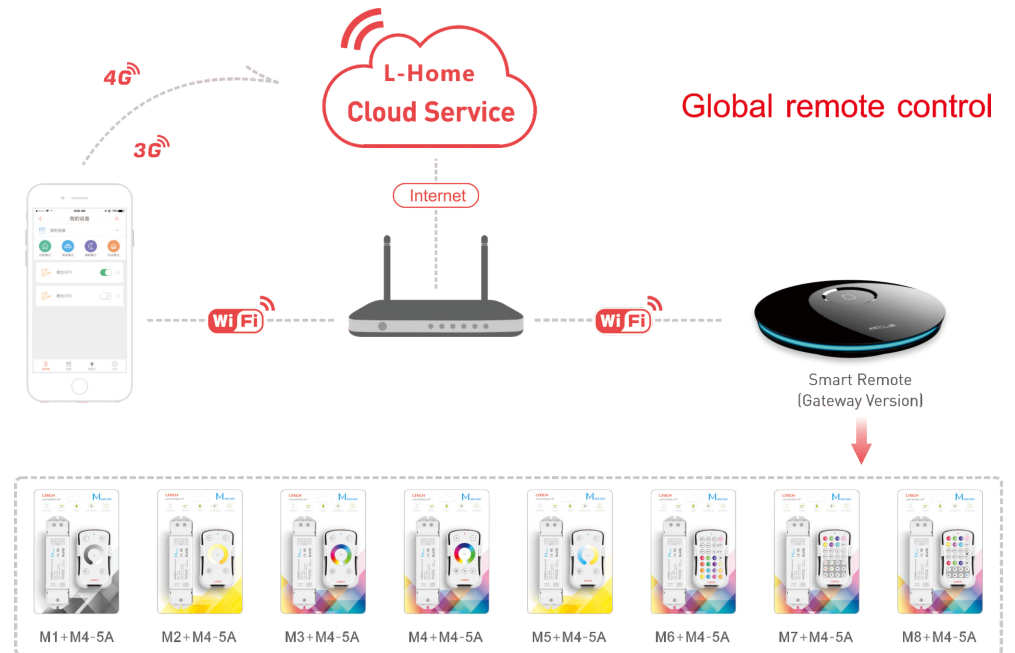
#### Remote(DIM):

Model:	BVM1
Working Voltage:	3Vdc (battery CR2032)
Working Frequency:	433.92MHz
Remote Distance:	30m
Working Temp.:	-30°C~55°C
Weight(N.W.):	42g

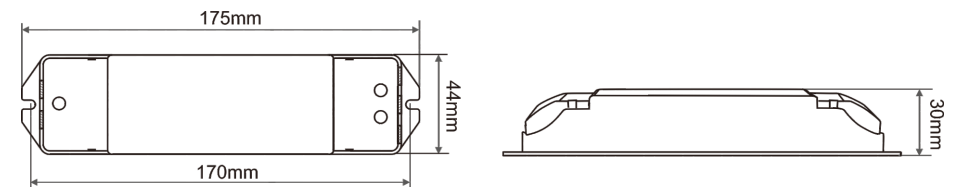
#### CV Receiver (DIM):

Model:	BVM4-5A
Input Voltage:	12~24Vdc
Current Load:	5A×4CH Max 20A
Max Output Power:	(0...60W~120W) × 4CH
Protection:	Short circuit / Over-load
Working Temp.:	-30°C~55°C
Weight(N.W.):	125g

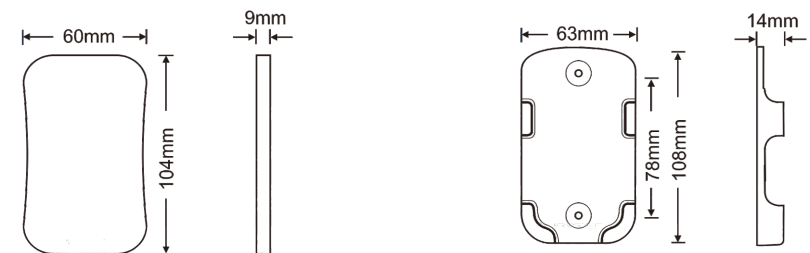
### 2. System Diagram:



### 3. Product Size:



Receiver



Remote

Remote-holder

#### 4. The Learning ID Method of Remote Control:

Remote control has been matched to the receiver before leave factory, if deleted accidentally, you can learn ID as follow.

**Learning ID:** Short press ID learning button on the BVM4-5A receiver, the running light is on, then press any key on the BVM1 remote control, the running light flashes several times, activated.

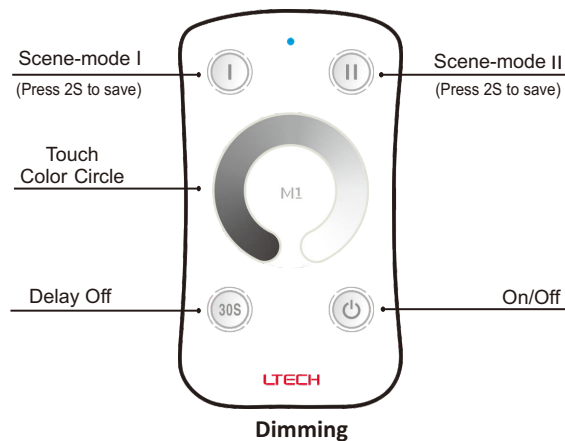
**Cancel ID:** Long press ID learning button on the BVM4-5A receiver for 5 seconds.

**Attn:** one receiver can be matched with max 10 same or different kinds remote.

#### 5. Operating Instruction for Receiver :

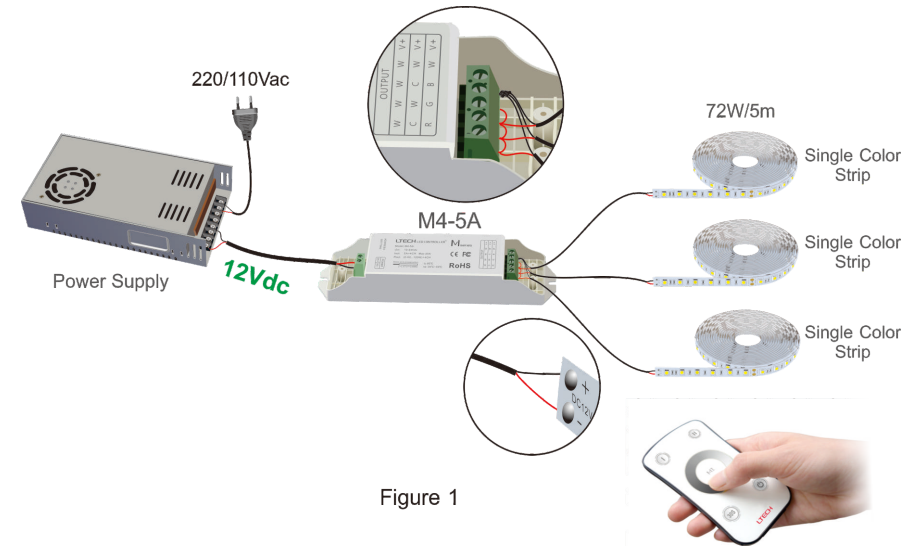


#### 6. Operating Instruction for Remote Control :



#### 7. Wiring Diagram:

E.g. 1: Connected 12V lamp, loads 0~240W(12V).



E.g. 2: Connected 24V lamp, loads 0~480W(24V).

