



SLIM SEREIS

SLIM SERIES PENDANT LINEAR LIGHT

Slim Series P/M is a linear LED lighting fixture with internal drivers that features by various Optic options. It can be built hundreds of options depending on the lighting environment requires based on various optical options. The 15° / 30° / 45° / 50° / 50x50° / 35x75° louver or TRI lens plus the Wall washer louver are satisfying most of the application.

Fixture features 80+ or 95+ Ra LEDs. White color from 2700K to 6500K.

Dimmable driver available in Dali, 0/1-10V type, also controllable options in DMX, PWM and 2.4G Static, Tunable white, RGBW solution available.

The fixture is designed in multiple installation in Sus-pendant, Ceiling Mounted.

Fixture lengths are available in 2ft,4ft,5ft and 8ft, and custom lengths are available in 19.6ft.

Finish

Aluminum clear matt anodized
White / Black powder coating
Customized RAL color available

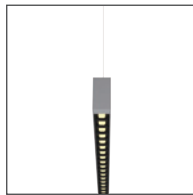

Applications

Indoor - Office, Educational Institutions, Conference Rooms and many other workspaces.

SLIM SERIES

SURFACE LOUVER LINEAR LIGHT

UGR
<12



ORDERING INFORMATION

LUMINAIRE	FINISH	LENS	LENGTH	COLOR QUALITY ¹	COLOR TEMP ²	CRI	INSTALL ACCS.	IP GRADE	CONTROL OPTOINS
U357338	W White B Black S Silver	T3575 -35° x 75° TIR Lens in Rectangle Louver	4 - 1208mm 8 - 2408mm Fixed length only	3 3-Step MacAdam Ellipse	30 - 3000K 40 - 4000K 50 - 5000K 65 - 6500K	80 80+ CRI 90 ³ 90+ CRI	P Aircraft cable pendant M Ceiling Mounted	22 IP22	D1 - DALI D2 - 0-10V D3 - On/off

1. Blueview's standard is 3-Step MacAdam

2. The listed Color Temperature is only available in CRI80+ in Nichia Chips. For more options, pls. check with your executive sales.


3: Nichia's CRI 90+ option's is not the general inventory, the leading time is around 4weeks for it. Please check with your executive sales in details.

SLIM SERIES

SURFACE LOUVER LINEAR LIGHT

SPECIFICATIONS

Voltage	220V-240VAC / 100V-240 VAC	
Width / Height	W35mm x H72mm	
Length	1208mm	2408mm
Power (W/m /ft)	18W/pc	35W/pc
Efficacy Up to	95lm/w	95lm/w
Control	Dali , 0-10V, on/off	Dali , 0-10V, on/off



SPECIFICATIONS

	Color Temperature	3000K	4000K	5000K	6500K
NICHIA RA 80	Lumen / Length	1717lm / 1.2m	1902lm / 1.2m	1902lm / 1.2m	1902lm / 1.2m
NICHIA RA 90	Color Temperature	3000K	4000K	5000K	6500K
	Lumen / Length	1516lm / 1.2m	1680lm / 1.2m	1680lm / 1.2m	1680lm / 1.2m

Note:

- The given data are typical values in 50deg TRI Lens+Louver kit. Due to tolerances of the production process and the electrical components, values for light output and electrical power can vary up to 10%.
- 15% less on luminous flux at Traic driver, DALI and 0/1-10V driver, and -10% Non-Dim driver.
- Above data based on Non-Dimmable for all luminaires.
- More customized LED and CCT available.

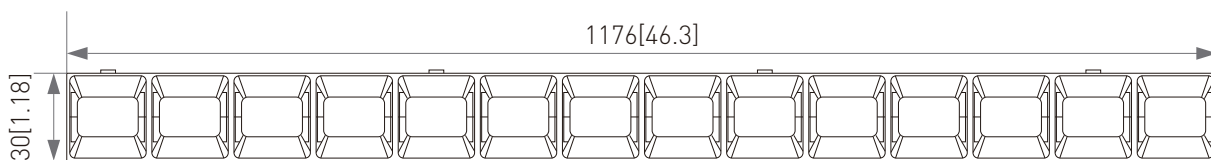
BEAM ANGLE



LED CHIPS AND DRIVER OPTIONS



DIMENSIONS



Unit:mm[in]