


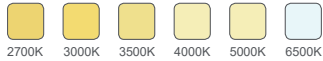
THOR

2835
LONG RUN
STRIP





CCT Available



Features

- Adopt constant current design, long run series.
- High brightness, high efficiency
- An external dimmer can be connected to achieve simultaneous adjustment of brightness and dual color temperature.
- Efficacy: CRI 90 + / up to 115 lm/W
- Waterproof: IP22 non-waterproof (N)
- Warranty: 5 years

Optical & Electrical Parameters

LN2835T-168-24-WN						
Voltage	CRI	CCT	LM/m	LM/W	W/m	
24V DC	>90	<input checked="" type="checkbox"/> W: 3000K	702	115	5.76	
		<input type="checkbox"/> N: 6500K	683	113	5.76	
		<input type="checkbox"/> W+N: \	1345	113	11.52	

Other Parameters

Model No.	LED QTY (pcs/m)	Max Run	Min Cuttable Length	UL Max Run	Working Temperature	Storage Temperature
LN2835T-168-24-WN	168	14m	83.3mm	8.5m	-20~+60°C	-20~+70°C






NOTE:

- The above data were measures under standard conditions and actual data may be different. We would update data without further notice.
- The luminous flux is tested while the corresponding-color products were lightened.
- UL max run refers to operating length at UL class II @100W.24V.
- Luminous flux values were measured accordance to IES LM-80-08. LED chips with range tolerance of +/- 10%.
- Each maximum-run requires a dedicated power feed from the driver. Do not extend exceed the recommended maximum run length. Max run may exceed Class 2 limits.
- Actual wattage may be different from the calculated wattage due to voltage drop while using.
- Actual efficacy value is determined by the specific LED driver (power supply). An estimated efficacy value can be calculated as follows: Luminous intensity divided by average power consumption.
- Do not install products in the conditions that exceed the listed ambient temperature. Exceeding the maximum ambient temperature may damage LED chips, reduce the total lamp life, luminous intensity output, and/or adversely impact color consistency.
- Operating temperature was measured under the minimum and maximum ambient temperature environment.
- Cutting segment are marked on the profile below.

Performance

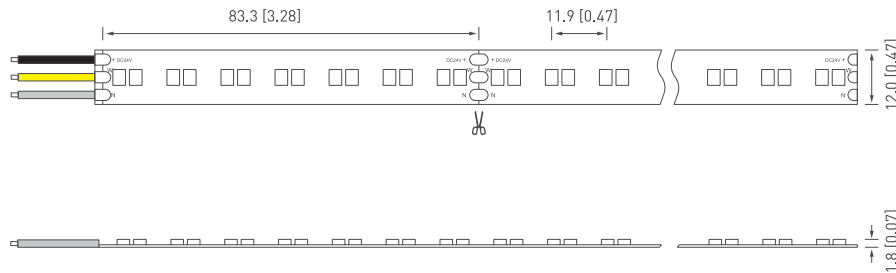
- LED chip data measured in accordance to IES LM-80-08.
- Photometric & Colorimetry data measured in accordance to IES LM-79-08, in Blueview 's TUV Innovation Lab.

Compliance & Regulatory Approvals

	CE LVD	Standard: EN 60598-2-21: 2015; EN 60598-1: 2015; EN 62471: 2008; EN 62493:2015; EN 62031: 2015+A1: 2013+A2: 2015
	CE EMC	Standard: EN IEC 55015: 2019; EN IEC 61000-3-2: 2019; EN 61000-3-3:2013+A1: 2019;EN 61547: 2009
	CB	Standard: IEC 62031:2018
	UL LISTED	Standard: UL 2108 E354137-Low-voltage Lighting Systems, Power Units, Luminaires and Fittings
	RoHS	Standard: IEC62321

Profile Drawings

Unit: mm [inch]



Note:

- For LED quantity less than 160leds/m with standard power, we recommend to use 20AWG parallel wire/sheathed cable with wire length less than 20cm, user need to reduce the max run when the wire length more than 20cm.
- For LED quantity more than 160leds/m with standard power, we recommend to use 18AWG parallel wire/sheathed cable in single feed, or 20AWG parallel wire or sheathed cable in both ends with wire length less than 20cm. Users need to reduce the max run properly when the wire length more than 20cm.
- Above conditions are only applicable to products with the PCB width of 10mm or more, for other width needs to be evaluated separately.

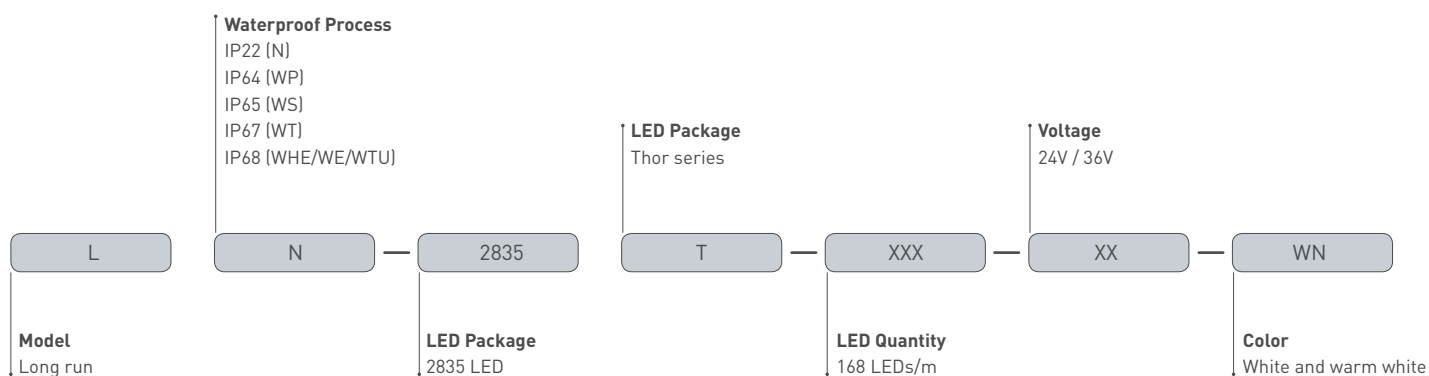
Packaging information

Model No.	Product Size L*W (mm)	Carton Size (mm)	Meter/Reel	Reel/Carton	Net Weight (kg)	Gross Weight (kg)
LN2835T-168-24-WN	15000*12	550*400*340	15	20	6.75 (1±10%)	10.55 (1±10%)

NOTE:

- The above quantity and weight are only for the illustrated packaging method. There will be differences in the quantity and weight with other packaging methods.
- The gross weights of all above model are less than volume weight, the volume weight is 14.96kg.

Ordering Code



Note: for more info about waterproof process, please refer to the waterproof instruction.

BLUEVIEW ELEC-OPTIC TECH CO.,LTD

☐ Tel: +86-28-8148 0011
☐ Fax: +86-28-8148 1258

☐ Web.: www.blueviewled.com
☐ Emill: sales@blueviewled.com

☐ Add.: No. 1000, Section 2, Konggang 2nd Road, Shuangliu, Chengdu 610207, Sichuan, CHINA