Better Light Better View

BROCHURE FOR NEON

2021

BLUEVIEW

BLUEVIEW

BETTER LIGHT BETTER VIEW

THE PIONEER DEVELOPER FOR LED LIGHT

Blueview Elec-optic Tech Co,. Ltd is the pioneer developer among the Chinese LED Signage and Strip Light market that not only participated but also promoted the whole LED industry development.

Blueview has been offering professional integrated and ingenious solutions with abundant products including signage, lighting products and etc. since 2004.

To lead the innovation trend, Blueview introduced “Smart Control” to our products which triggered a major breakthrough for the whole LED industry.

We always pursuit the faith that Better light could bring Better life and we never slow down the path for innovation&creation.

Missions

Lead the development for LED industry while shouldering the social responsibilities.

Bring the maximum profits to our consumers while maintaining the highest level of lighting solution services.

Strength

Meticulous Quality Control system

High reputation around the world

Seasoned and professional project experiences

Persistent Research&Development

Culture&Values

Perfectionism

We always treat every detail with rigorous and severe attitude.

Consumer Satisfaction

We always provide customization and circumspect lighting solution services for each individual project.

Innovation

We always challenge ourselves and exploit new path to “Blue Sea”.

High Performance Cost Ratio

We always require our products possessed with remarkable performance and reasonable cost.

FACILITIES

Blueview has full sets of incoming material inspection, environmental test, measurement and analytic equipments. We have been authorized as the third party testing lab by TÜV Rheinland.





Main Production Equipment List

SMT System	32	sets
12 Zone Reflow Soldering Machine	9	sets
Auto Extrusion System	2	sets
Tape Light Auto Soldering System	10	sets
Rigid Bar Soldering Machine	1	set
Semi-Automatic Solder Paste Printe	28	sets
PCB Separating Machines	5	sets
Horizontal Injection Machine	11	sets
Vertical Injection Machine	26	sets
Auto Glue Dispenser	18	sets
Electric Blast Drying Box	10	sets
UV Oven	2	sets
Aging System	75	sets
AOI 4Sets	4	sets
Auto Solder Paste Printer	10	sets
3D SPI	2	sets
Auto Online Laser Engraving Machine	14	sets
Auto Lens Mounter	3	sets
Auto Pad Printing Machine	1	set
Automatic Glue Sprayer	2	sets
Baking Oven	9	sets
Wave Soldering Machine	2	sets
Automatic Stencil Cleaner	1	set

Main Testing Equipment List

Pressure Tester	1	set
Copper Foil Peel Strength Tester	1	set
Two-Dimensional Tester	1	set
Metallographic Microscope	1	set
Drop Test Machine	1	set
Vibration Test Bench	1	set
LCR Tester	1	set
Xenon Lamp Weather Test Box	1	set
Programmable High And Low Temperature Test Chamber	1	set
Tensile Testing Machine	1	set
RoHS Test System	1	set
Electronic Load Tester	1	set
Ground Resistance Tester	1	set
Haas-2000 High Precision Fast Spectrum Tester	1	set
Safety Performance Tester	1	set
UV Weather Resistance Test Chamber	1	set
LED Signage Light Source Product Aging Line	75	sets
Light Color Electrical Test System	1	set
Goniophotometers System	1	set
ICT Test System	2	sets
AOI Test System	4	sets
X-Ray	1	set
DC Low Resistance Tester	1	set
Antistatic Tester	1	set

GUARANTEED TO WORK

FIRST-CLASS TESTING LABORATORY

TUV Authorized
Blueview has a complete set of testing equipment, which can independently undertake products testings including: lifespan test, reliability test, safety test, IP test, optical test, material test etc., laying the foundation for the product quality.

IP TEST

Test specifications/Test standard:
IP68/Sub-Clause 13.6and Sub-Clause 14 of IEC 60529:1989+A1:1999+A2:2013

Test condition:
1 m below the surface of the water

Test duration: 1h

TEMPERATURE & HUMIDITY

Test Condition
High temperature 80°C/humidity 85% 4H, normal temperature 20°C 30 minutes/low temperature -40°C 4H, continuous cycle, and the rated operating voltage is switched once every one hour.

Test Time / Sample Quantity
360 hours / N2-4, 1m

Test Result
No dead light, no cracking, no embrittlement or other damage.

1000H XENON-ARC EXPOSURE TEST

Test standard: ISO 4892-2:2013 Cycle 1
Irradiance: (0.51±0.02)W/(m^2· nm)@340nm
102 min light at (65±3) °C BST, (38±3) °C CT, (50±10)%RH
18 min light and water spray

Exposure Period
1000 hours
--->1h in test oven=8.7h daily environment
--->1000h=8.7*1000=8700h=4.76 yrs(take 5h Strong UV per day)

Test Result
Pass: Meet the requirements.



NEUTRAL SALT SPRAY TEST

Test Method
IEC 60068-2-11:1981/Cor.1:1999

Test Condition
Concentration of solution collected: (5±1)% NaCl (m/m)
Chamber temperature: (35±2) °C
Volume of salt solution collected: (1.0~2.0) ml/ (80cm^2 ·h)
pH of collected solution at (35±2) °C : 6.5~7.2
Exposure period: 168h

Test Result
Appearance: No visual change

TENSILE TESTING

Test Standards
GB/T16491

Sample Quantity
N2-4, 1m

Qualification Criteria
To determine according to the corresponding technical requirements of the product.



FLAMMABILITY

Burn the sample with a lighter whithin 30s

Release the ignition button, and the flame on the sample extinguished immediately.

STRENGTHS OF BLUEVIEW

Best-In-Class Services

Customized spec support,private label service
24 hours response policy
Solution offering with result-oriented
Technical,Sales,Marketing team service

Experience

Aiming to long-term partner relationship
Focus on the advanced technology of LED tape light,module,rigid bar,smart control driver system
Serving for High-end market over 15 years

One Of The 1St Movers For Led Tape Light

Established in 2004,1200+employees
Own property 40,000 m² of offices,workshops
Monthly production:
- □ 5,798,000 meters of Strip Light
- □ 18,980,000 pieces of LED Modules
- □ 2,314,000 pieces of Rigid Bar

Strict Quality Control

Operations accredited to ISO 9001:2008
50% overseas sales from North America,all products meet all regulatory requirements including UL,CE,RoHs and other unique standards
Over 20 processes on reliability testing for one item

Leading Industry Warranty Up To 10 Yrs

Up to 10year warranty
High-classic in 10-year,professional in 5-year,economic in 3-year
Terms are defined on long-term reliability testing data

Reliable High Standard

All LEDs are LM-80 tested, LED packed in Cu lead Frame +99.99% Gold Wire.
All of our Tape Light are UL LISTED.
All of the produts are CE and RoHS certified by SGS or TUV Lab

ODM&OEM Capacity

55 engineers
Over 50 R&D patents
Full set of latest advanced testing equipments
in housing CNC tooling workshop

High Efficient Leading Time

32 sets SMT systems,2 shifts in 20hrs working time a day
6,700,000 pieces LED, 3,900,000 meters PCB for safe Inventory
Truck picking up via UPS/DHL/FedEx/TNT twice a day
Less than 5 working days as shortest leading time

Wide Color Temperature Options In Only One Bin

Various color options with tight range,min±50k
Up to 16 BINNINGS for one LED type
Ra≥95,Ra≥90,Ra≥80 available

Wide Products Options

LED TAPE light, signage products, NEON flex , LED lighting fixture and smart control system
IP22, IP64, IP65, IP67, IP68 options for indoor and outdoor application
12V/24V DC constant voltage, 36V constant current, 110V/220V AC solutions

ODM CHOOSE BLUEVIEW

- Design & Installation Support
- Prototype Samples & Demo Kits & Marketing Material
- Dedicated Account Representative Team
- NDA, Market/product protection
- Product line plan support, market trend share

YOU CAN ...

- Custom Patone colors
- custom length&wattage
- Custom CCT, 2 step SDCM
- CRI 90, 95, R9>90
- DMX/DALI/PWM control
- Submerse lights underwater...

Certification System

Patents

Location: Uniqlo, Canada
Light: NSF0612

Location: Leipzig Exhibition Hall, Germany
Light: N2-4

Location: Holland Casino
Light: NDR2018

Location: Hard Rock Cafe, Orlando
Light: N2-4

QUICK **GUIDE**

Vertical Bending-D Series

Model No.	NDF1617	NDF1617-48V	NDF1212	NDF1005	NDR2018	NDR1414	NDR1004	NDR0603
Voltage (V DC)	24V	48V	24V	24V	24V	24V	24V	24V
Bending Diameter (mm)	120	120	60	30	120	60	25	20
Drawing	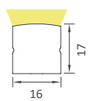	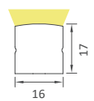			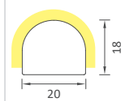	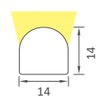		
Single color	✓	✓	✓	✓	✓	✓	✓	✓
WN	✓	×	✓	×	✓	✓	×	×
RGB	✓	×	✓	×	✓	✓	×	×
RGBW	✓	×	×	×	✓	×	×	×
Pixel (RGB)	✓	×	×	×	✓	×	×	×
PAGE	22-23	24-25	26-27	28-29	30-31	32-33	34-35	36-37

Horizontal Bending-S Series

Model No.	NSF1017	NSF0612	NSF0410	NSR1025	NSR0615	NSR0512	AN2-4
Voltage (V DC)	24V	12V	24V	24V	12V	24V	AC 220V
Bending Diameter (mm)	60	30	25	60	30	30	60
Drawing	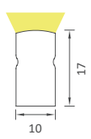			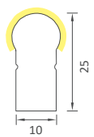			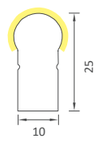
Single color	✓	✓	✓	✓ (N2-4)	✓	✓	✓
WN	✓	✓	×	✓	✓	×	×
RGB	✓	×	×	✓	×	×	×
RGBW	✓	×	×	✓	×	×	×
Pixel (RGB)	×	×	×	✓	×	×	×
PAGE	40-41	42-43	44-45	46-47	48-49	50-51	52-53

360° Lighting Neon

Model No.	NCR23	NCR19
Voltage (V DC)	24V	24V
Bending Diameter (mm)	120	120
Drawing	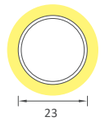	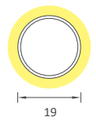
Single color	✓	✓
WN	×	×
RGB	✓	×
RGBW	×	×
Pixel	×	×
PAGE	56-57	58-59

3D Neon

Model No.	NMR1615V
Voltage (V DC)	24V
Bending Diameter (mm)	60 (top) / 150 (side)
Drawing	
Single color	✓
WN	×
RGB	×
RGBW	×
Pixel	×
PAGE	62-63

CR Neon Series

Model No.	CR0809/CR1011/CR1213
Voltage (V DC)	12V
Bending Diameter (mm)	
Drawing	
Single color	✓
WN	×
RGB	×
RGBW	×
Pixel	×
PAGE	64-65

END CAP IP PROCESS

Glue Process (IP67)

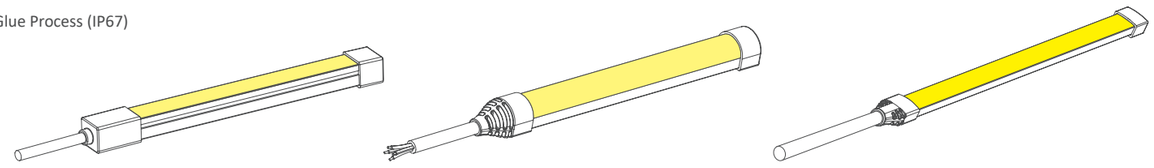

Molding pressed

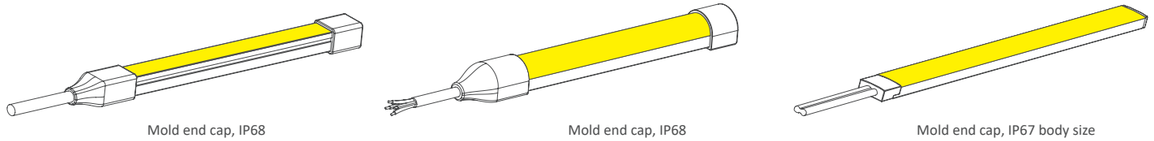

Mold end cap, IP68 | Mold end cap, IP68 | Mold end cap, IP67 body size

END CAPS AND
COLOR JACKETS AVAILABLE

Can be adjusted according to Pantone color or sample.
UV test for 1 month, no fading.
Special colors need to pay attention to MOQ.

Vertical Bending-D Series

	Glue Process (IP67)					Molding pressed (IP67)					Molding pressed (IP68)				
Model No.	Front	Left	Right	Bottom	End	Front	Left	Right	Bottom	End	Front	Left	Right	Bottom	End
NDF1617	✓	✓	✓	✓	✓	×	×	×	✓	✓	✓	✓	✓	×	✓
NDF1617-48V	✓	✓	✓	✓	✓	×	×	×	✓	✓	✓	✓	✓	×	✓
NDF1212	✓	✓	✓	✓	✓	×	×	×	✓	✓	✓	✓	✓	×	✓
NDF1005	✓	×	×	×	✓	✓	×	×	×	✓	✓	×	×	×	✓
NDR2018	✓	✓	✓	✓	✓	×	×	×	×	×	×	×	×	×	×
NDR1414	✓	×	×	×	✓	×	×	×	×	×	✓	✓	✓	×	✓
NDR1004	✓	×	×	×	✓	×	×	×	×	×	×	×	×	×	×
NDR0603	✓	×	×	×	✓	×	×	×	×	×	×	×	×	×	×

Horizontal Bending-S Series

	Glue Process (IP67)					Molding pressed (IP67)					Molding pressed (IP68)				
Model No.	Front	Left	Right	Bottom	End	Front	Left	Right	Bottom	End	Front	Left	Right	Bottom	End
NSF1017	✓	✓	✓	✓	✓	×	×	×	×	×	✓	×	×	✓	✓
NSF0612	✓	✓	✓	✓	✓	×	×	×	×	×	×	×	×	×	×
NSF0410	✓	×	×	×	✓	×	×	×	✓	✓	×	×	×	✓	×
NSR1025	✓	✓	✓	✓	✓	×	×	×	×	×	✓	×	×	✓	✓
NSR0615	✓	✓	✓	✓	✓	×	×	×	✓	✓	×	×	×	×	×
NSR0512	✓	×	×	✓	✓	×	×	×	×	×	×	×	×	×	×
AN2-4	×	×	×	×	✓	×	×	×	×	×	✓	×	×	×	✓

360° Lighting Neon

	Glue Process (IP67)					Molding pressed (IP67)					Molding pressed (IP68)				
Model No.	Front	Left	Right	Bottom	End	Front	Left	Right	Bottom	End	Front	Left	Right	Bottom	End
NCR19	✓	×	×	×	✓	×	×	×	×	×	×	×	×	×	×
NCR23	✓	✓	✓	✓	✓	×	×	×	×	×	×	×	×	×	×

3D Neon

	Glue Process (IP67)					Molding pressed (IP67)					Molding pressed (IP68)				
Model No.	Front	Left	Right	Bottom	End	Front	Left	Right	Bottom	End	Front	Left	Right	Bottom	End
NMR1615V	✓	✓	✓	✓	✓	×	×	×	×	×	×	×	×	×	×

Vertical Bending-D Series

	Color Jacket						
Model No.	White	Rose Red	Red	Green	Blue	Yellow	Orange
NDF1617	✓	✓	✓	✓	✓	✓	✓
NDF1617-48V	✓	✓	✓	✓	✓	✓	✓
NDF1212	✓	✓	✓	✓	✓	✓	✓
NDF1005	✓	×	×	×	×	×	×
NDR2018	✓	✓	✓	✓	✓	✓	✓
NDR1414	✓	✓	✓	✓	✓	✓	✓
NDR1004	✓	×	×	×	×	×	×
NDR0603	✓	×	×	×	×	×	×

Horizontal Bending-S Series

	Color Jacket						
Model No.	White	Rose Red	Red	Green	Blue	Yellow	Orange
NSF1017	✓	✓	✓	✓	✓	✓	✓
NSF0612	✓	×	×	×	×	×	×
NSF0410	✓	×	×	×	×	×	×
NSR1025	✓	✓	✓	✓	✓	✓	✓
NSR0615	✓	✓	✓	✓	✓	✓	✓
NSR0512	✓	✓	✓	✓	✓	✓	✓
AN2-4	✓	✓	✓	✓	✓	✓	✓

360° Lighting Neon

	Color Jacket						
Model No.	White	Rose Red	Red	Green	Blue	Yellow	Orange
NCR19	✓	✓	✓	✓	✓	✓	✓
NCR23	✓	✓	✓	✓	✓	✓	✓

3D Neon

	Color Jacket						
Model No.	White	Rose Red	Red	Green	Blue	Yellow	Orange
NMR1615V	✓	✓	✓	✓	✓	✓	✓

BLUEVIEW

SEA HORSE

TOP BENDING NEON FLEX

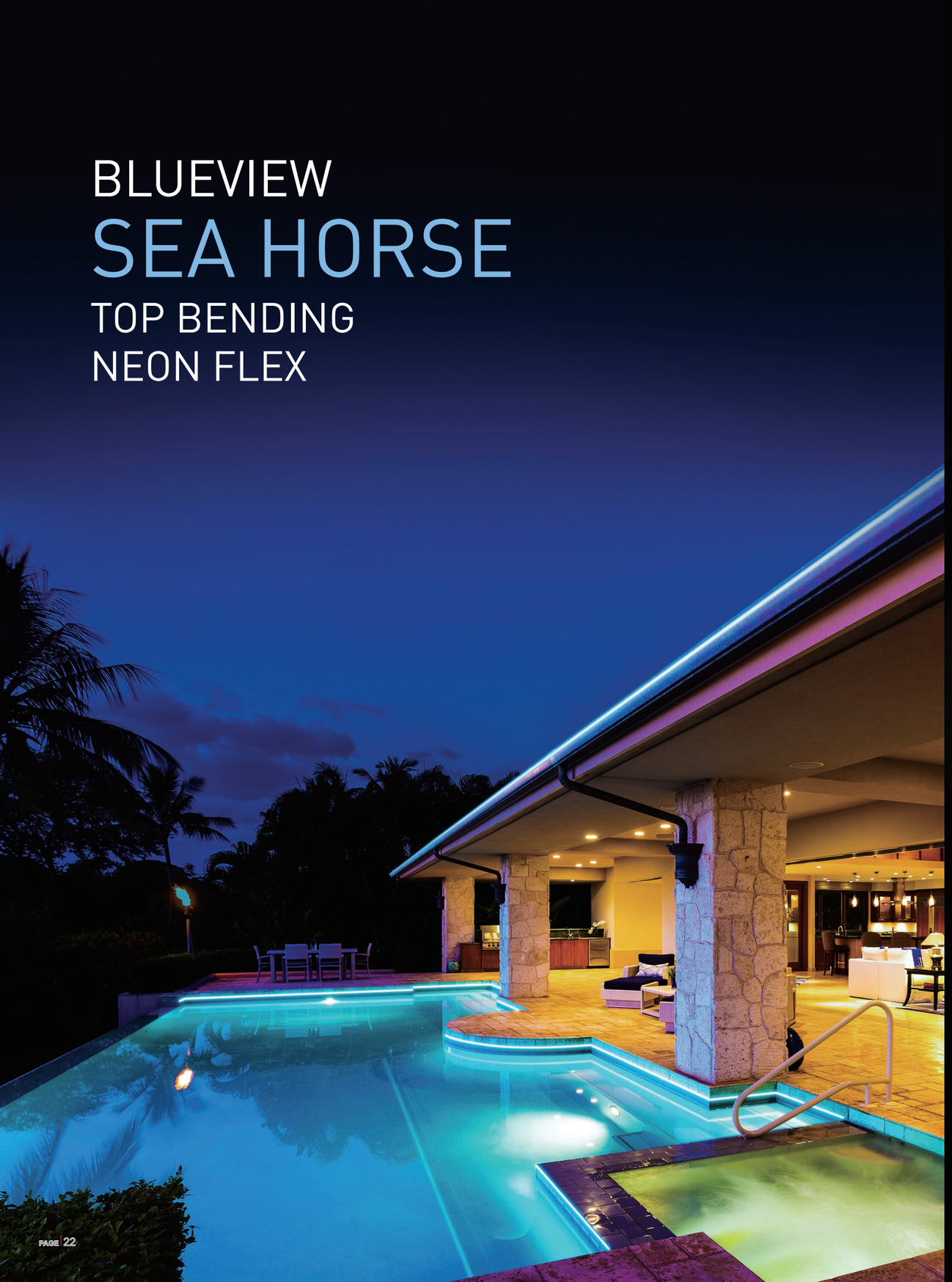

Features

- Color options: Single color, Tunable white and RGB.
- Design: Superior design with exquisite craftsmanship ensure stable and reliable performance.
- Flexibility: Top bending, min. bend diameter 120mm[4.72inch].
- IP grade: Molding pressed IP68 protection. Glue process end caps IP67 protection.
- Warranty: 5 years indoor, 3 years outdoor.
- Customization: multiple spec options, can be customized upon requirements.

CE | RoHS | c UL us LISTED E354137 | LM-80 | IP67 | DC 24V | 113° | FLAME RESISTANT | SOLVENT RESISANT | SALTWATER RESISTANT | UV RESISTANT | Temporary immersion protection | 5Years INDOOR | 3Years OUTDOOR

Photo-electric Parmamters

Model No.	CRI	Voltage	Color	Lm/m	Lm/W	Measured Power (W/m)
NDF1617-Single color	>80	24V DC	3000K	1122	64.1	17.28±10%
			4000K	1150	68.9	
			6500K	1140	65.5	
		24V DC	Red	235	13.1	17.28±10%
			Green	687	38.2	
			Blue	148	8.2	
			Yellow	202	11.2	
			Orange	211	11.7	
NDF1617-WN	>80	24V DC	6500K	467	65.3	7.2±10%
			2700K	488	67.6	7.2±10%
			W+N	941	65.6	14.4±10%
NDF1617-RGB		24V DC	Red	89	17.6	5.76±10%
			Green	203	35.0	5.76±10%
			Blue	46	7.8	5.76±10%
			RGB	317	19.0	17.28±10%
NDF1617-PIXEL		24V DC	Red	48	7.2	4.32±10%
			Green	110	15.8	4.32±10%
			Blue	25	3.5	4.32±10%
			RGB	178	12.6	12.96±10%
NDF1617-RGBW		24V DC	6500K	/	/	4.32±10%
			Red	61	12.2	4.32±10%
			Green	142	28.4	4.32±10%
			Blue	33	6.6	4.32±10%
			RGBW: 2300-6500K	476	25.0	17.28±10%

Basic Parameters

Model No.	LED QTY (pcs/m)	Product Size L*W*H (mm)	Min. Cuttable Length (mm)	Working Temperature	Storage Temperature
NDF1617-Single color	112	10000*16*17	62.5	-20~+60℃	-20~+70℃
NDF1617-WN	240	10000*16*17	50.0		
NDF1617-RGB	72	5000*16*17	83.33		
NDF1617-PIXEL	60	10000*16*17	100.0		
NDF1617-RGBW	72	5000*16*17	83.33		

Profile Drawings

Glue Process (IP67)



Molding pressed (IP68)

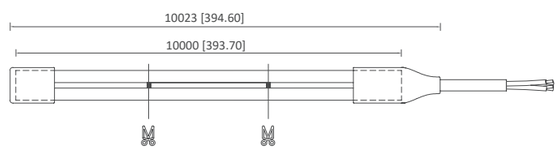

Sectional view

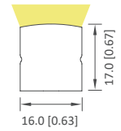

Bending Diameter

Top Bending

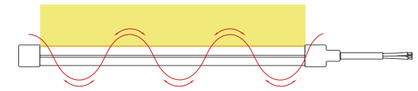

Front cap

Glue Process (IP67)

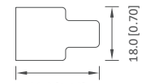

Molding pressed (IP68)

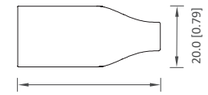

Closing End-cap

Glue Process (IP67)

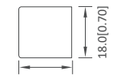

Molding pressed (IP68)

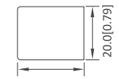

Remarks: "L" is the standard size of the light strip, can be customized according to the multiple of the minimum cutting unit length.

Luminous Intensity Distribution Diagram

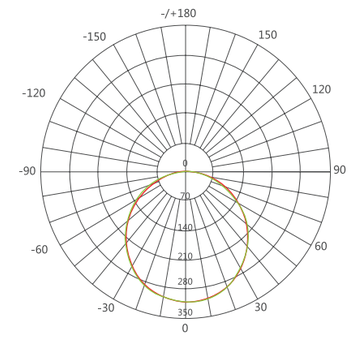

Unit: cd
C 0 /180,111.8°
C 90/270,112.8°
AVERAGE BEAM ANGLE (50%): 112.3°

Average Illumination

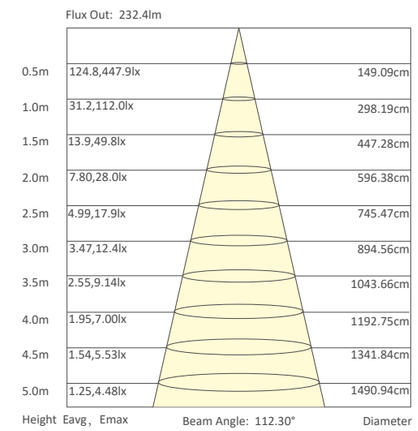

Note: the above two figures are tested with the sample NDF1617-WN.

Product accessories

Free

Front cap
NDF1617-PCIS
Quantity (m)/pcs: (5/10) 2/4
Dimensions (L*W*H)mm: 30.0*18.0*18.0

Closing End-cap
NDF1617-ECS
Quantity (m)/pcs: (5/10) 2/4
Dimensions (L*W*H)mm: 18.0*19.0*18.0

Optional

Front cap
(Molding pressed)
NDF1617-PCIIM
Quantity (m)/pcs: (5/10)
Dimensions (L*W*H)mm: 45.0*19.2*20.2

Closing End-cap
(Molding pressed)
NDF1617-ECIM
Quantity (m)/pcs: (5/10)
Dimensions (L*W*H)mm: 23.0*19.2*20.2

Front cap(Side)
NDF1617-PCBS
Quantity (m)/pcs: (5/10)
Dimensions (L*W*H)mm: 25.0*30.0*19.0

3.5cm Aluminum track
NDF1617-AMC
Quantity (m)/pcs: (5/10)
Dimensions (L*W*H)mm: 35.0*21.2*19.0

Aluminum Channel
NDF1617-AC
Quantity (m)/pcs: (5/10)
Dimensions (L*W*H)mm: 1000*19.3*18.7

Aluminum track
NDF1617-ACC
Quantity (m)/pcs: (5/10)
Dimensions (L*W*H)mm: 35.0*19.3*18.7

S-type Track
NDF1617-ACS
Quantity (m)/pcs: (5/10)
Dimensions (L*W*H)mm: 500*17.2*17.8

Screws
PA3
Quantity (m)/pcs: (5/10): 10/20
Dimensions: PA3*10mm

Silicone Glue
WR-7516
Quantity (m)/pcs: (5/10) 1
300g/pc

Features

- Color options: Single color.
- Design: Superior design with exquisite craftsmanship ensure stable and reliable performance.
- Flexibility: Top bending, min. bend diameter 120mm[4.72inch].
- IP grade: Molding pressed IP68 protection. Glue process end caps IP67 protection.
- Warranty: 5 years indoor, 3 years outdoor.
- Customization: multiple spec options, can be customized upon requirements.

CE | RoHS | c UL us LISTED E354137 | LM-80 | IP67 | DC 48V | 110° | FLAME RESISTANT | SOLVENT RESISANT | SALTWATER RESISTANT | UV RESISTANT | Temporary immersion protection | 5Years INDOOR | 3Years OUTDOOR

Photo-electric Parmamters

Model No.	CRI	Voltage	Color	Lm/m	Lm/W	Measured Power (W/m)
NDF1617-48V-single color	>80	48V DC	2600K	520	58	9.6±10%
			3000K	550	60	
			4200K	570	63	
			5000K	580	64	
			6000K	560	62	
NDF1617-48V-single color	>90	48V DC	2200K	500	56	9.6±10%
			2600K	520	58	
			2800K	540	59	
			4000K	570	63	
			4800K	590	66	
			5800K	560	62	
NDF1617-48V-single color		48V DC	Red	190	21	9.6±10%
			Green	540	61	
			Blue	120	13	
			Yellow	150	17	
			Orange	230	26	

Other Parameters

Model No.	LED QTY (pcs/m)	Product Size L*W*H (mm)	Min. Cuttable Length (mm)	Working Temperature	Storage Temperature
NDF1617-48V-single color	120	35000*16*17	100	-20~+60˚C	-20~+70˚C

Profile Drawings

Glue Process (IP67)



Molding pressed (IP68)

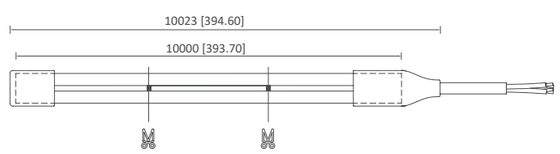

Sectional view

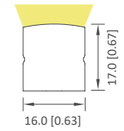

Bending Diameter

Top Bending

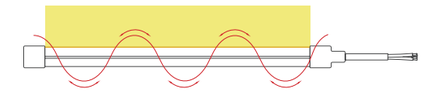

Front cap

Glue Process (IP67)

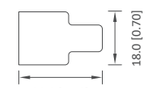

Molding pressed (IP68)

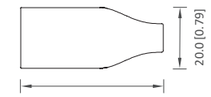

Closing End-cap

Glue Process (IP67)

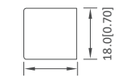

Molding pressed (IP68)

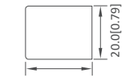

Remarks: "L" is the standard size of the light strip, can be customized according to the multiple of the minimum cutting unit length.

Luminous Intensity Distribution Diagram

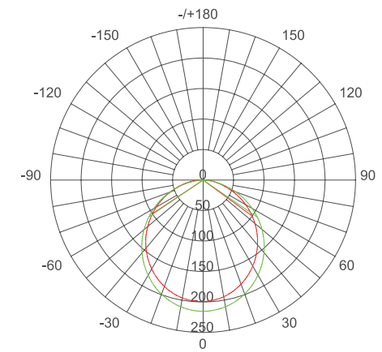

Unit: cd
C 0 /180,110.2°
C 90/270,111.6°
AVERAGE BEAM ANGLE (50%): 110.9°

Average Illumination

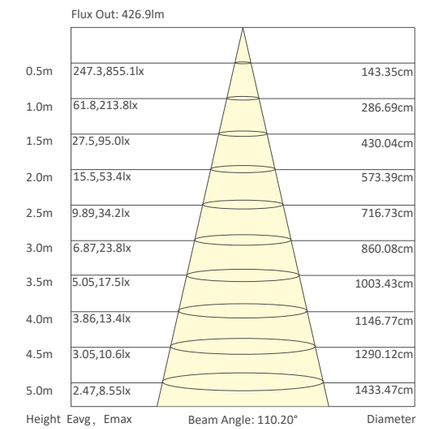

Note: the above two figures are tested with the sample NDF1617-48V.

Product accessories

Free

Front cap
NDF1617-PCIS
Quantity (m)/pcs: (5/10) 2/4
Dimensions (L*W*H)mm: 30.0*18.0*18.0

Closing End-cap
NDF1617-ECS
Quantity (m)/pcs: (5/10) 2/4
Dimensions (L*W*H)mm: 18.0*19.0*18.0

Optional

Front cap
(Molding pressed)
NDF1617-PCIIM
Quantity (m)/pcs: (5/10)
Dimensions (L*W*H)mm: 45.0*19.2*20.2

Closing End-cap
(Molding pressed)
NDF1617-ECIM
Quantity (m)/pcs: (5/10)
Dimensions (L*W*H)mm: 23.0*19.2*20.2



Front cap(Side)
NDF1617-PCBS
Quantity (m)/pcs: (5/10)
Dimensions (L*W*H)mm: 25.0*30.0*19.0

3.5cm Aluminum track
NDF1617-AMC
Quantity (m)/pcs: (5/10)
Dimensions (L*W*H)mm: 35.0*21.2*19.0



Aluminum Channel
NDF1617-AC
Quantity (m)/pcs: (5/10)
Dimensions (L*W*H)mm: 1000*19.3*18.7

Aluminum track
NDF1617-ACC
Quantity (m)/pcs: (5/10)
Dimensions (L*W*H)mm: 35.0*19.3*18.7

S-type Track
NDF1617-ACS
Quantity (m)/pcs: (5/10)
Dimensions (L*W*H)mm: 500*17.2*17.8

Screws
PA3
Quantity (m)/pcs: (5/10): 10/20
Dimensions: PA3*10mm

Silicone Glue
WR-7516
Quantity (m)/pcs: (5/10) 1
300g/pc

Features

- Color options: Single color, dimmable.
- Design: Superior design with exquisite craftsmanship ensure stable and reliable performance
- Flexibility: Top bending, min. bend diameter 60mm [2.36inch].
- IP grade: Molding pressed IP68 protection. Glue process end caps IP67 protection.
- Warranty: 5 years indoor, 3 years outdoor
- Customization: multiple spec options, can be customized upon requirements

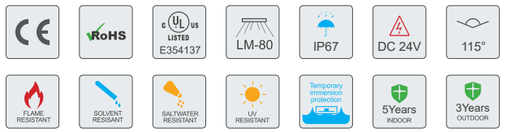

Photo-electric Parmamters

Model No.	CRI	Voltage	Color	Lm/m	Lm/W	Measured Power (W/m)
NDF1212-Single color	>90	24V DC	2300K	448	38.3	11.5±10%
	>80	24V DC	2700K	638	55.7	
			3000K	691	59.8	
			4100K	734	62.8	
			4800K	744	63.7	
			6000K	710	60.8	
			Red	260	22.3	
			Green	758	65.0	
			Blue	154	13.2	
			Yellow	184	16.0	
			Orange	304	26.1	
NDF1212-WN	>80	24V DC	3000K	463	64.3	7.2±10%
			6000K	464	64.9	7.1±10%
			W+N	912	63.7	14.3±10%
NDF1212-RGB		24V DC	Red	90	19.2	4.7±10%
			Green	234	47.7	4.9±10%
			Blue	48	10.2	4.6±10%
			RGB	356	25.3	14.1±10%

Basic Parameters

Model No.	LED QTY (pcs/m)	Product Size L*W*H (mm)	Min. Cuttable Length (mm)	Working Temperature	Storage Temperature
NDF1212-Single color	144	15000*12.5*12	41.66	-20~+60˚C	-20~+70˚C
NDF1212-WN	240	10000*12.5*12	50.0		
NDF1212-RGB	120	5000*12.5*12	50.0		

Profile Drawings

Unit:mm [inch]

Glue Process (IP67)

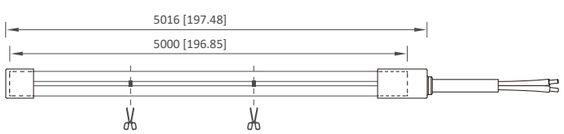

Molding pressed (IP68)

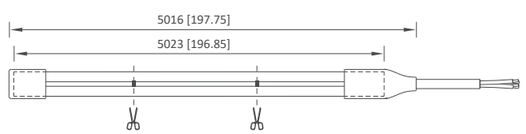

Luminous Intensity Distribution Diagram

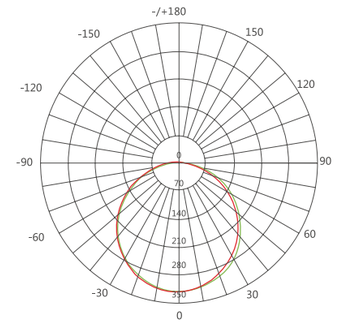

Unit: cd

C 0 /180,112.7°

C 90/270,113.8°

AVERAGE BEAM ANGLE (50%): 113.3°

Note: the above two figures are tested with the sample NDF1212-WN at CCT 6000K.

Average Illumination



Sectional view

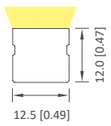

Bending Diameter

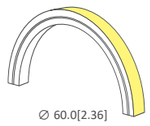

Top Bending

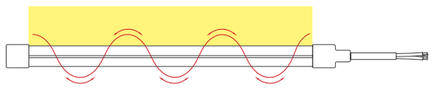

Front cap

Glue Process (IP67)

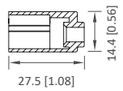

Molding pressed (IP68)

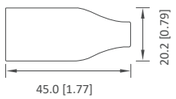

Closing End-cap

Glue Process (IP67)

Molding pressed (IP68)

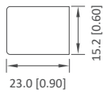

Product accessories

Free

	Front cap NDF1212-PCIS	Quantity (m)/pcs: (5/10/15) 3/6/9 Dimensions (L*W*H)mm: 27.5*14.9*14.4		Closing End-cap NDF1212-ECS	Quantity (m)/pcs: (5/10/15) 3/6/9 Dimensions (L*W*H)mm: 14*4.9*14.4

Optional

	Front cap (Molding pressed) NDF1212-PCIIM	Quantity (m)/pcs: (5/10/15) 1 Dimensions (L*W*H)mm: 44*15.7*15.2		Closing End-cap (Molding pressed) NDF1212-ECIM	Quantity (m)/pcs: (5/10/15) 1 Dimensions (L*W*H)mm: 23*15.7*15.2
	Front cap (Left) NDF1212-PCLS	Quantity (m)/pcs: (5/10/15) 3/6/9 Dimensions (L*W*H)mm: 27.5*20.9*14.4		Front cap (Right) NDF1212-PCRS	Quantity (m)/pcs: (5/10/15) 3/6/9 Dimensions (L*W*H)mm: 27*20.4*14.4
	Front cap (Bottom) NDF1212-PCBS	Quantity (m)/pcs: (5/10/15) 3/6/9 Dimensions (L*W*H)mm: 27*20.4*14.9		Aluminum Channel NDF1212-AC	Quantity (m)/pcs: (5/10/15) 5/10/15 Dimensions (L*W*H)mm: 1000*14.8*15
	S-type Track NDF1212-ACS	Quantity (m)/pcs: (5/10/15) 5/10/15 Dimensions (L*W*H)mm: 500*13.5*13.6		3.5cm Aluminum track NDF1212-AMC	Quantity (m)/pcs: (5/10/15) 15/34/45 Dimensions (L*W*H)mm: 35*14.8*15
	Screws PA3	NDF1212-AC:3pcs/piece NDF1212-ACS:2pcs/piece NDF1212-AMC:2pcs/piece Dimensions: PA3*10mm		Silicone Glue WR-7516	Quantity (m)/pcs: (5/10) 1 300g/pc



Features

- Color options: Single color, and R/G/B/Y/O.
- Design: Superior design with exquisite craftsmanship ensure stable and reliable performance.
- Flexibility: Top bending, min. bend diameter 30mm [1.18inch].
- IP grade: Molding pressed IP67 protection. Glue process end caps IP67 protection.
- Warranty: 5 years indoor, 3 years outdoor.
- Customization: multiple spec options, can be customized upon requirements.

Photo-electric Parmamters

Model No.	CRI	Voltage	Color	Lm/m	Lm/W	Measured Power (W/m)
NDF1005-Single color	>90	24V DC	2200K	360	50.0	7.2±10%
			2700K	432	60.0	
			3000K	446	62.0	
			3300K	468	65.0	
			3900K	446	62.0	
			5000K	504	70.0	
			5700K	525	73.0	
NDF1005-Single color		24V DC	Red	50	7.0	7.2±10%
			Green	500	70.0	
			Blue	100	14.0	
			Yellow	/	/	
			Orange	/	/	

Basic Parameters

Model No.	LED QTY (pcs/m)	Product Size L*W*H (mm)	Min. Cuttable Length (mm)	Working Temperature	Storage Temperature
NDF1005-Single color	336	5000*10*4.8	20.83	-20~+60˚C	-20~+70˚C

Luminous Intensity Distribution Diagram

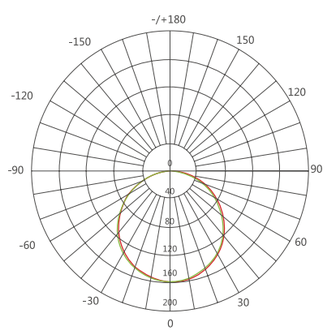

Unit: cd

C 0 /180,114.1°

C 90/270,113.6°

AVERAGE BEAM ANGLE (50%): 113.9°

Average Illumination



Profile Drawings

Unit:mm [inch]

Glue Process (IP67)

Molding pressed (IP67)

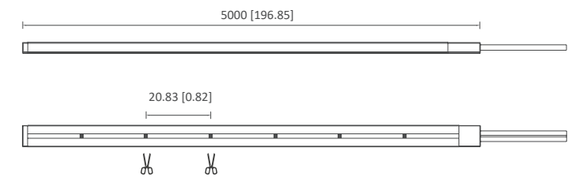

Sectional view

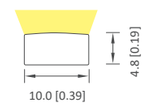

Bending Diameter

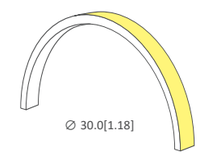

Top Bending

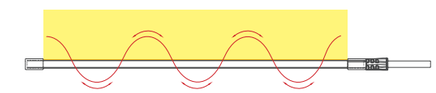

Front cap

Glue Process (IP67)

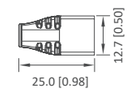

Molding pressed (IP67)

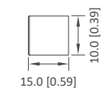

Closing End-cap

Glue Process (IP67)

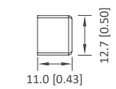

Molding pressed (IP67)

Remarks: "L" is the standard size of the light strip, can be customized according to the multiple of the minimum cutting unit length.

Product accessories

Free

Front cap
NDF1005-PCIS

Quantity (m)/pcs: (5) 10
Dimensions (L*W*H)mm: 25.0*12.7*7.6

Closing End-cap
NDF1005-ECS

Quantity (m)/pcs: (5) 10
Dimensions (L*W*H)mm: 11.0*12.7*6.6

Optional



Front cap
(Molding pressed)
NDF1005-PCIIM

Quantity (m)/pcs: (5) 2
Dimensions (L*W*H)mm: 15.0*9.8*4.6

Closing End-cap
(Molding pressed)
NDF1005-ECIM

Quantity (m)/pcs: (15) 2
Dimensions (L*W*H)mm: 2.3*9.8*4.6

Aluminum Channel
NDF1005-AMC

Quantity (m)/pcs: (5) 15
Dimensions (L*W*H)mm: 20.0*12.4*7.0

Front connector set
NDF1005-ICJ

Quantity (m)/pcs: (15) 10
Dimensions (L*W*H)mm: 32.8*15.6*10.4

PC installation clip

Quantity (m)/pcs: (5) 15
Dimensions (L*W*H)mm: 25.0*12.0*90.

PC channel

Quantity (m)/pcs: (5) 5
Dimensions (L*W*H)mm: 1000.0*12.0*9.0

Screws
PA3

Quantity (m)/pcs:
Dimensions: PA3*10mm

Features

- Color options: Single color, RGB and pixel.
- Design: Superior design with exquisite craftsmanship ensure stable and reliable performance.
- Flexibility: Top bending, min. bend diameter 120mm [4.72inch].
- IP grade: Glue process end caps, IP67 protection.
- Warranty: 5 years indoor, 3 years outdoor.
- Customization: multiple spec options, can be customized upon requirements.

CE | RoHS | c UL us LISTED E354137 | DIMMABLE | LM-80 | IP67 | DC 24V | 156° | FLAME RESISTANT | SOLVENT RESISTANT | SALTWATER RESISTANT | UV RESISTANT | Temporary immersion protection | 5Years INDOOR | 3Years OUTDOOR | IK08

Photo-electric Parmamters

Model No.	CRI	Voltage	Color	Lm/m	Lm/W	Measured Power (W/m)
NDR2018-W	>80	24V DC	2700K	1374	80	15.36±10%
			4300K	1469	92	
			5300K	1459	87	
			6500K	1408	86	
NDR2018-RGB		24V DC	Red	141	31	5.12±10%
			Green	313	61	5.12±10%
			Blue	65	12	5.12±10%
			RGB	499	33	15.36±10%
NDR2018-PIXEL		24V DC	Red	112	14	5.18±10%
			Green	248	30	5.18±10%
			Blue	55	7	5.18±10%
			RGB	381	23	15.55±10%

Basic Parameters

Model No.	LED QTY (pcs/m)	Product Size L*W*H (mm)	Min. Cuttable Length (mm)	Working Temperature	Storage Temperature
NDR2018-W	96	5000*20*18	62.5	-20~+60˚C	-20~+70˚C
NDR2018-RGB	96	10000*20*18	62.5		
NDR2018-PIXEL	96	10000*20*18	83.33		

Luminous Intensity Distribution Diagram

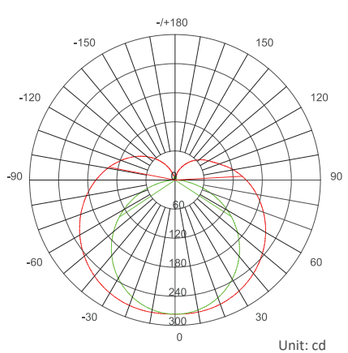

Unit: cd
C 0 /180,194.4°
C 90/270,113.4°
AVERAGE BEAM ANGLE (50%): 153.9°

Average Illumination

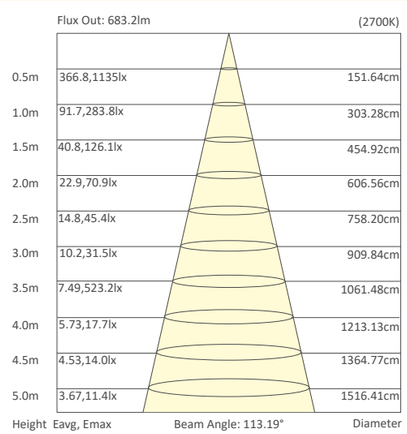

Note: the above two figures are tested with the sample NDR2018-W.

Profile Drawings

Unit:mm [inch]

Glue Process (IP67)

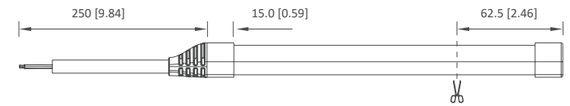

Sectional view

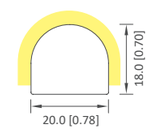

Bending Diameter

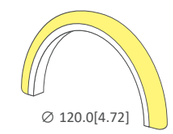

Top Bending

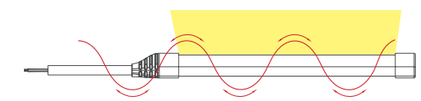

Front cap

Glue Process (IP67)

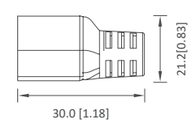

Closing End-cap

Glue Process (IP67)

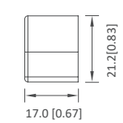

Remarks: "L" is the standard size of the light strip, can be customized according to the multiple of the minimum cutting unit length.

Product accessories

Free

Front cap
NDR2018-PCIS
Quantity (m)/pcs: (5/10) 2/4
Dimensions (L*W*H)mm: 40.0*23.0*21.0

Closing End-cap
NDR2018-ECS
Quantity (m)/pcs: (5/10) 2/4
Dimensions (L*W*H)mm: 17.0*23.0*21.0

Optional

Front cap (Left)
NDR2018-PCLS
Quantity (m)/pcs: (5/10) 2/4
Dimensions (L*W*H)mm: 42.0*46.0*21.0

Front cap (Right)
NDR2018-PCRS
Quantity (m)/pcs: (5/10) 2/4
Dimensions (L*W*H)mm: 42.0*46.0*21.0

Front cap (Bottom)
NDR2018-PCBS
Quantity (m)/pcs: (5/10) 2/4
Dimensions (L*W*H)mm: 31.50*22.89*44.50

Clip
Quantity (m)/pcs: (5/10) 2/4
Dimensions (L*W*H)mm: 20*25*10

Plastic Channel
NDR2018-pc
Quantity (m)/pcs: (5/10) 2/4
Dimensions (L*W*H)mm: 1220*25.5*10

Screws
PA3
Quantity (m)/pcs:
NDR2018-Clip: 1pc/piece
NDR2018-PC: 3pcs/piece
Dimensions: PA3*10mm

Silicone Glue
WR-7516
Quantity (m)/pcs: (5/10) 1
300g/pc

Features

- Color options: Single color, dimmable.
- Design: Superior design with exquisite craftsmanship ensure stable and reliable performance
- Flexibility: Top bending, min. bend diameter 60mm [2.36inch]. Side bending, min. bend diameter 100mm [3.94inch]
- IP grade: Molding pressed IP68 protection. Glue process end caps IP67 protection.
- Warranty: 5 years indoor, 3 years outdoor
- Customization: multiple spec options, can be customized upon requirements

CE | RoHS | c UL us LISTED E354137 | LM-80 | IP67 | DC 24V | 165° | IK08

FLAME RESISTANT | SOLVENT RESISTANT | SALTWATER RESISTANT | UV RESISTANT | Temporary immersion protection | 5Years INDOOR | 3Years OUTDOOR

Photo-electric Parmamters

Model No.	CRI	Voltage	Color	Lm/m	Lm/W	Measured Power (W/m)
NDR1414-Single color	>80	24V DC	2600K	686	58.9	11.5±10%
			2900K	727	62.3	
			4000K	733	62.8	
			4700K	769	66.0	
			5700K	743	63.9	
NDR1414-Single color		24V DC	Red	272	23.4	
			Green	773	66.8	
			Blue	158	13.6	
			Yellow	195	16.9	
			Orange	334	28.8	
NDR1414-WN	>80	24V DC	2600	511	70.9	7.2±10%
			6200	577	80.3	7.2±10%
			W+N	1095	76.0	14.4±10%
NDR1414-RGB		24V DC	Red	104	22.1	4.7±10%
			Green	324	64.9	5.0±10%
			Blue	67	14.0	4.7±10%
			RGB	492	34.5	14.4±10%

Basic Parameters

Model No.	LED QTY (pcs/m)	Product Size L*W*H (mm)	Min. Cuttable Length (mm)	Working Temperature	Storage Temperature
NDR1414-Single color	144	15000*14*14	41.66	-20~+60˚C	-20~+70˚C
NDR1414-WN	240	10000*14*14	50		
NDR1414-RGB	120	5000*14*14	50		

Profile Drawings

Unit:mm [inch]

Glue Process (IP67)

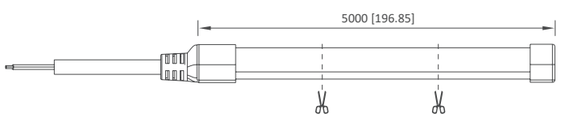

Molding pressed (IP68)

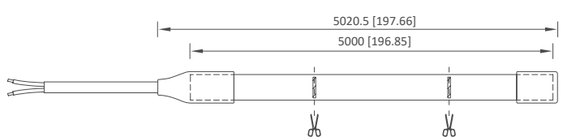

Sectional view

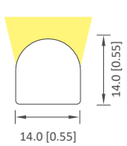

Bending Diameter

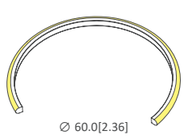

Top Bending

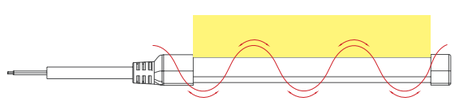

Front cap

Glue Process (IP67)

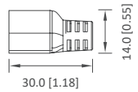

Molding pressed (IP68)

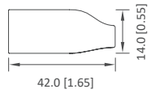

Closing End-cap

Glue Process (IP67)

Molding pressed (IP68)

Remarks: "L" is the standard size of the light strip, can be customized according to the multiple of the minimum cutting unit length.

Luminous Intensity Distribution Diagram

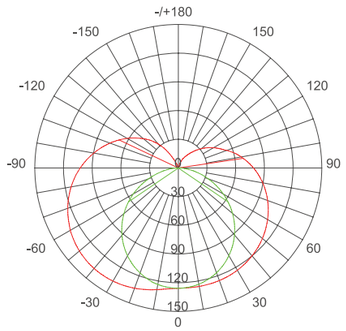

Unit: cd

C 0 /180,213.8°

C 90/270,111.6°

AVERAGE BEAM ANGLE (50%): 162.7°

Note: the above two figures are tested with the sample NDR1414-W.

Average Illumination

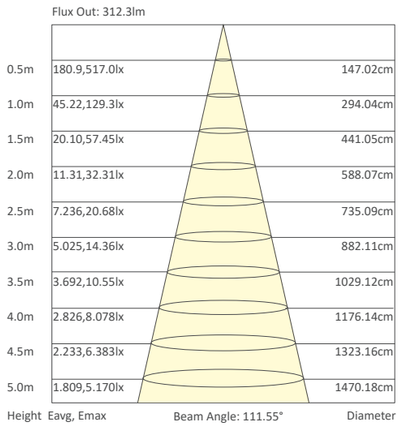

Product accessories

Free

Front cap
NDR1414-PCIS

Quantity (m)/pcs: (15) 2/4
Dimensions (L*W*H)mm: 31*16*15

Closing End-cap
NDR11414-ECS

Quantity (m)/pcs: (15) 2/4
Dimensions (L*W*H)mm: 10*17*16

Optional

Front cap
(Molding pressed)
NDR1414-PCIIM

Quantity (m)/pcs: (15)
Dimensions (L*W*H)mm: 42*17*17

Closing End-cap
(Molding pressed)
NDR1414-ECIM

Quantity (m)/pcs: (15)
Dimensions (L*W*H)mm: 23*17*17

Plastic Clip

Quantity (m)/pcs: (15)
Dimensions (L*W*H)mm:

Aluminum Channel
NDR1414-AC

Quantity (m)/pcs: (15)
Dimensions (L*W*H)mm: 25*18*10

Grip plate

Quantity (m)/pcs: (15)
Dimensions (L*W*H)mm: 18*23*8

Screws
PA3

Quantity (m)/pcs:
Dimensions: PA3*10mm

Silicone Glue
WR-7516

Quantity (m)/pcs: (15) 1
300g/pc

Features

- Color options: Single color and tunable white.
- Design: Superior design with exquisite craftsmanship ensure stable and reliable performance.
- Flexibility: Side bending, min. bend diameter 25mm [0.98inch].
- IP grade: Silicone extrusion, Glue process end caps IP54 protection.
- Warranty: 5 years indoor, 3 years outdoor.
- Customization: multiple spec options, can be customized upon requirements

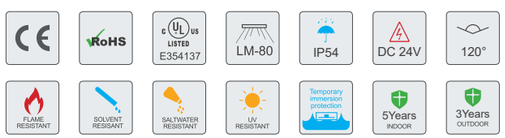

Photo-electric Parmamters

Model No.	CRI	Voltage	Color	Lm/m	Lm/W	Measured Power (W/m)
NDR1004-Single color	>90	24V DC	2200K	1060	55.4	19.2±10%
			2700K	1060	61.0	
			2900K	1128	62.9	
			4000K	1147	62.6	
			5000K	1241	67.8	
			6000K	1239	67.1	

Model No.	LED QTY (pcs/m)	Product Size L*W*H (mm)	Min. Cuttable Length (mm)	Working Temperature	Storage Temperature
NDR1004-Single color	420	5000*10*4	16.66	-20~+60˚C	-20~+70˚C

Profile Drawings

Unit:mm [inch]

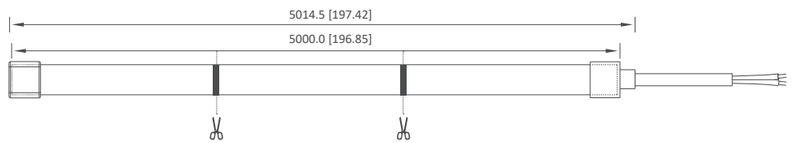

Front cap

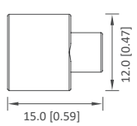

Closing End-cap

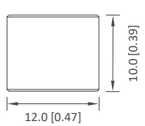

Remarks: "L" is the standard size of the light strip, can be customized according to the multiple of the minimum cutting unit length.

Sectional view

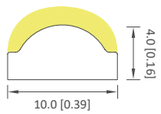

Bending Diameter

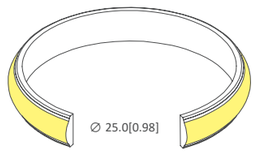

Top Bending

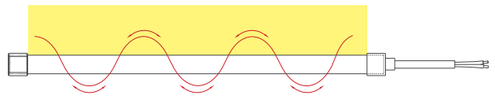

Luminous Intensity Distribution Diagram

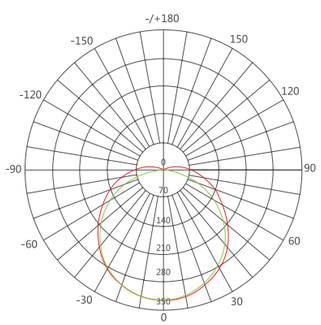

Unit: cd

C 0 /180,125.9°

AVERAGE BEAM ANGLE (50%): 120.3° C 90/270,114.8°

Average Illumination

Flux Out: 733.6lm (3000K)

Height	Eavg, Emax	Diameter
0.5m	364.7,1340lx	156.26cm
1.0m	91.2,335.1lx	312.51cm
1.5m	40.5,148.9lx	468.77cm
2.0m	22.8,83.8lx	625.03cm
2.5m	14.6,53.6lx	781.29cm
3.0m	10.1,37.2lx	937.54cm
3.5m	7.44,27.4lx	1093.80cm
4.0m	5.70,20.9lx	1250.06cm
4.5m	4.50,16.6lx	1406.32cm
5.0m	3.65,13.4lx	1562.57cm

Beam Angle: 114.76°

Product accessories

Free

Front cap
NDR1004-PCIS

Quantity (m)/pcs: (5) 2-4
Dimensions (L*W*H)mm: 15*12*6

Closing End-cap
NDR1004-ECS

Quantity (m)/pcs: (5) 2-4
Dimensions (L*W*H)mm: 10*12*6

Optional

Aluminum Channel
NDR1004-AC

Quantity (m)/pcs: (5)
Dimensions (L*W*H)mm: 1000*14*4

Wire-to-Board Connector
QJ-DJ-N10XB-2

Quantity (m)/pcs: (5)
Dimensions (L*W*H)mm: 24.3*14.6*7.7

Board-to-board connector
QJ-DJ-N10BB-2

Quantity (m)/pcs: (5)
Dimensions (L*W*H)mm: 19.55*14.6*7.7

Screws
PA3

Quantity (m)/pcs:
Dimensions: PA3*10mm

Silicone Glue
WR-7516

Quantity (m)/pcs: (5) 1
300g/pc

Features

- Color options: Single color and tunable white.
- Design: Superior design with exquisite craftsmanship ensure stable and reliable performance.
- Flexibility: Side bending, min. bend diameter 20mm [0.79inch].
- IP grade: Silicone extrusion, Glue process end caps, IP54 protection.
- Warranty: 5 years indoor, 3 years outdoor.
- Customization: multiple spec options, can be customized upon requirements

CE | RoHS | c UL us LISTED E354137 | DIMMABLE | LM-80 | IP54 | DC 24V | 120° | FLAME RESISTANT | SOLVENT RESISTANT | SALTWATER RESISTANT | UV RESISTANT | Temporary immersion protection | 5Years INDOOR | 3Years OUTDOOR

Photo-electric Parmamters

Model No.	CRI	Voltage	Color	Lm/m	Lm/W	Measured Power (W/m)
NDR0603-Single color	>90	24V DC	2300K	516	64.5	7.2±10%
			2500K	539	71.1	
			2700K	558	76.0	
			3000K	547	72.9	
			3500K	621	81.6	
			4000K	552	73.2	
			5100K	618	81.6	
			6200K	609	79.5	

Basic Parameters

Model No.	LED QTY (pcs/m)	Product Size L*W*H (mm)	Min. Cuttable Length (mm)	Working Temperature	Storage Temperature
NDR0603-Single color	336	5000*6*3	20.83	-20~+60˚C	-20~+70˚C

Luminous Intensity Distribution Diagram

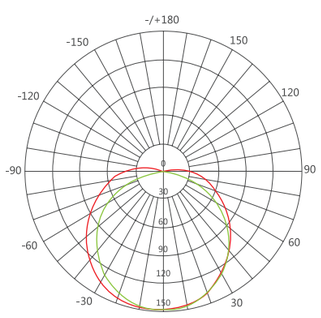

Unit: cd

AVERAGE BEAM ANGLE (50%): 123.1°

C 0 /180,131.7°

C 90/270,114.6°

Average Illumination

Flux Out: 337.3lm (2700K)

Height	Eavg, Emax	Diameter
0.5m	167.7,609lx	155.69cm
1.0m	41.9,152lx	311.38cm
1.5m	18.6,67.7lx	467.06cm
2.0m	10.5,38.1lx	622.75cm
2.5m	6.71,24.4lx	778.44cm
3.0m	4.66,16.9lx	934.13cm
3.5m	3.42,12.4lx	1089.82cm
4.0m	2.62,9.51lx	1245.51cm
4.5m	2.07,7.51lx	1401.19cm
5.0m	1.68,6.09lx	1556.88cm

Beam Angle: 114.57°

Profile Drawings

Unit:mm [inch]

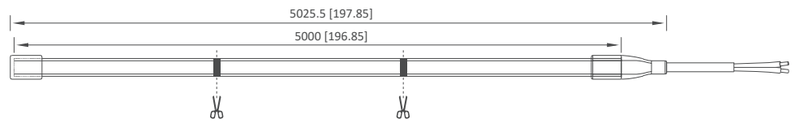

Front cap

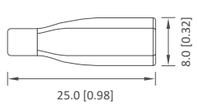

Closing End-cap

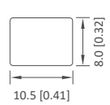

Remarks: "L" is the standard size of the light strip, can be customized according to the multiple of the minimum cutting unit length.

Sectional view

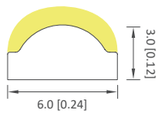

Bending Diameter

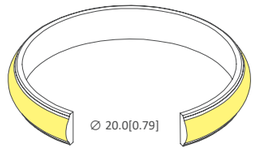

Top Bending

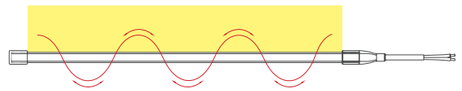

Product accessories

Free

Front cap
NDR0603-PCIS

Quantity (m)/pcs: (5) 2-4
Dimensions (L*W*H)mm: 25*8*6

Closing End-cap
NDR0603-ECS

Quantity (m)/pcs: (5) 2-4
Dimensions (L*W*H)mm: 11*8*5

Optional

Aluminum Channel
NDR0603-AC

Quantity (m)/pcs: (5) XX
Dimensions (L*W*H)mm: 200*10*4

Seamless connector
TSC-06-2

Quantity (m)/pcs: (5)
Dimensions (L*W*H)mm: 16.25*8.2*4

connection wire
QG-TSC-06-XT

Quantity (m)/pcs: (5) XX
Dimensions : 20AWG L=150/5mm

Screws
PA3

Quantity (m)/pcs:
Dimensions: PA3*10mm

Silicone Glue
WR-7516

Quantity (m)/pcs: (5) 1
300g/pc

BLUEVIEW
SHARKSIDE BENDING
NEON FLEX



Features

- Color options: Single color, tunable white, RGB and RGBW
- Design: Superior design with exquisite craftsmanship ensure stable and reliable performance.
- Flexibility: Side bending, min. bend diameter 60mm [1.18inch].
- IP grade: Silicone extrusion, molding pressed IP68 protection. Glue process end caps IP67 protection.
- Warranty: 5 years indoor, 3 years outdoor.
- Customization: multiple spec options, can be customized upon requirements

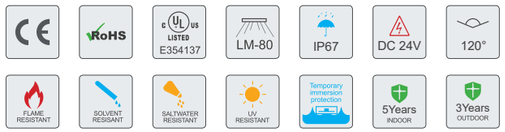

Photo-electric Parmamters

Model No.	CRI	Voltage	Beam Angle	Color	Lm/m	Lm/W	Measured Power (W/m)
NSF1017-Single color	>90	24V DC	120°	2300K	326	27.4	11.8±10%
	>80	24V DC	120°	3000K	379	32.4	11.7±10%
				4000K	402	34.5	11.6±10%
				5000K	399	34.0	11.7±10%
				6300K	392	33.4	11.7±10%
	/	24V DC	120°	Red	146	12.2	12.0±10%
				Green	293	24.1	
				Blue	61	14.9	
				Yellow	291	24.0	
				Orange	122	10.8	
NSF1017-WN	>80	24V DC	115°	2700K	263	36.6	7.2±10%
				6500K	276	38.5	7.2±10%
				W+N	528	36.8	14.4±10%
NSF1017-RGB	/	24V DC	120°	Red	146	12.2	4.5±10%
				Green	293	24.1	5.6±10%
				Blue	61	14.9	6.3±10%
				RGB	291	24.0	16.4±10%
NSF1017-RGBW	>90	24V DC	120°	3000K	172	29.2	5.04±10%
	/	24V DC	120°	Red	42	9.4	5.04±10%
				Green	150	28.2	5.04±10%
				Blue	34	6.5	5.04±10%
				RGBW	394	19.2	20.16 ±10%

Basic Parameters

Model No.	LED QTY (pcs/m)	Product Size L*W*H (mm)	Min. Cuttable Length (mm)	Working Temperature	Storage Temperature
NSF1017-Single color	112	15000*10*17	62.5	-20~+60˚C	-20~+70˚C
NSF1017-WN	240	10000*10*17	50.0		
NSF1017-RGB	108	5000*10*17	55.6		
NSF1017-RGBW	84	5000*10*17	71.42		

Profile Drawings

Glue Process (IP67)

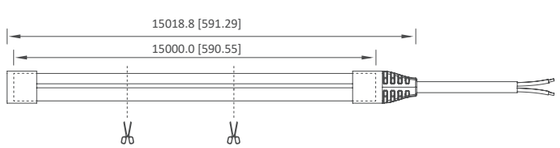

Molding Press Moulded (IP68)

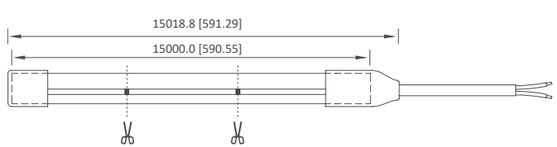

Sectional view

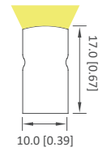

Bending Diameter

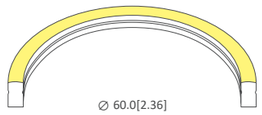

Top Bending

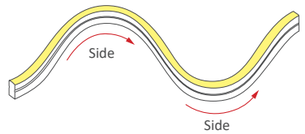

Front cap

Glue Process (IP67)

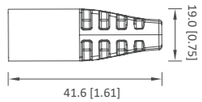

Molding pressed (IP68)

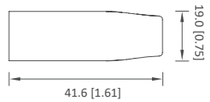

Closing End-cap

Glue Process (IP67)

Molding pressed (IP68)

Remarks: "L" is the standard size of the light strip, can be customized according to the multiple of the minimum cutting unit length.

Luminous Intensity Distribution Diagram

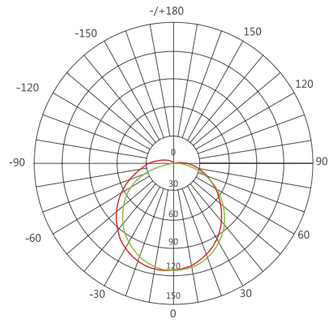

Unit: cd

C 0 /180,120.2°

C 90/270,113.6°

AVERAGE BEAM ANGLE (50%): 116.9°

Average Illumination

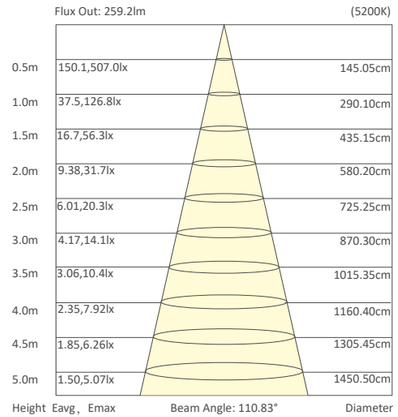

Note: the above two figures are tested with the sample NSF1017-Single color.

Product accessories

Free

Front cap (Glue Process) NSF1017-PCIS	Quantity (m)/pcs: (10/15) 2-4pcs Dimensions (L*W*H)mm: 41*12*19	Closing End-cap (Glue Process) NSF1017-ECS Quantity (m)/pcs: (10/15) 2-4pcs Dimensions (L*W*H)mm: 13*14*8

Optional

Front cap (Molding pressed) NSF1017-PCIIM	Quantity (m)/pcs: (10/15) Dimensions (L*W*H)mm: 44*28*15	Closing End-cap (Molding pressed) NSF1017-ECIM	Quantity (m)/pcs: (10/15) Dimensions (L*W*H)mm: 28*28*15
Front cap (Left) NSF1017-PCLS	Quantity (m)/pcs: (10/15) Dimensions (L*W*H)mm: 26*18*19	Front cap (Right) NSF1017-PCRS	Quantity (m)/pcs: (10/15) Dimensions (L*W*H)mm: 26*18*19
Front cap (bottom) NSF1017-PCBS	Quantity (m)/pcs: (10/15) Dimensions (L*W*H)mm: 26*12*24	Aluminum track NSF1017-AMC	Quantity (m)/pcs: (10/15) Dimensions (L*W*H)mm: 25*12.3*17
S-type track NSF1017-ACS	Quantity (m)/pcs: (10/15) Dimensions (L*W*H)mm: 500*11*17	Aluminum channel NSF1017-AC	Quantity (m)/pcs: (10/15) Dimensions (L*W*H)mm: 1000*12.3*17
Screws PA3	Quantity (m)/pcs: Dimensions: PA3*10mm	Silicone Glue WR-7516	Quantity (m)/pcs: (10/15) 1 300g/pc

Features

- Color options: Single color and tunable white.
- Design: Superior design with exquisite craftsmanship ensure stable and reliable performance.
- Flexibility: Side bending, min. bend diameter 30mm [1.18inch].
- IP grade: Silicone extrusion, Glue process end caps IP67 protection.
- Warranty: 5 years indoor, 3 years outdoor.
- Customization: multiple spec options, can be customized upon requirements

CE | RoHS | c UL us LISTED E354137 | DIMMABLE | LM-80 | IP67 | DC 12V | 113° | FLAME RESISTANT | SOLVENT RESISTANT | SALTWATER RESISTANT | UV RESISTANT | Temporary immersion protection | 5Years INDOOR | 3Years OUTDOOR

Photo-electric Parmamters

Model No.	CRI	Voltage	Color	Lm/m	Lm/W	Rated Power (W/m)
NSF0612-Single color	>90	12V DC	2200K	123	10.7	12.0
	>80	12V DC	2700K	178	16.2	
			2900K	214	18.8	
			3900K	218	19.3	
			4500K	211	18.8	
			4700K	198	18.7	
			5400K	224	19.9	
			5800K	234	21.1	
NSF0612-Single color	/	12V DC	Red	86	7.2	12.0
			Green	114	9.5	
			Blue	39	3.3	
			Yellow	201	16.8	
NSF0612-WN	>80	12V DC	2900K	206	31	14.4
			5200K	220	33	

Basic Parameters

Model No.	LED QTY (pcs/m)	Product Size L*W*H (mm)	Min. Cuttable Length (mm)	Working Temperature	Storage Temperature
NSF0612-Single color	120	5000*6*12	25	-20~+60˚C	-20~+70˚C
NSF0612-WN	240				

Profile Drawings

Unit:mm [inch]

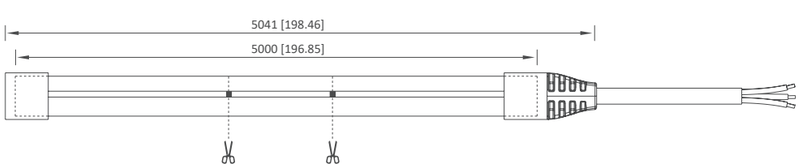

Front cap

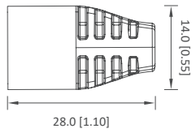

Closing End-cap

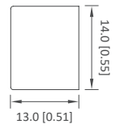

Remarks: "L" is the standard size of the light strip, can be customized according to the multiple of the minimum cutting unit length.

Sectional view

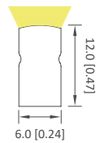

Bending Diameter

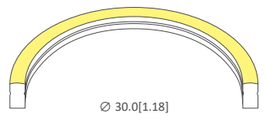

Top Bending

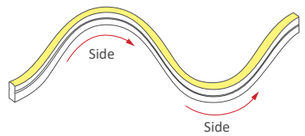

Luminous Intensity Distribution Diagram

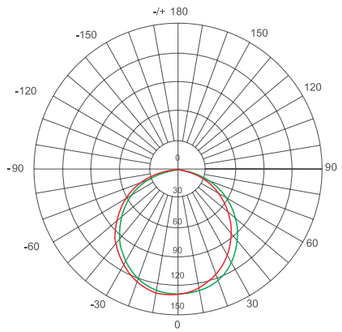

Unit: cd

C 0 /180,111.1°

C 90/270,113.5°

AVERAGE BEAM ANGLE (50%): 112.3°

Note: the above two figures are tested with the sample 5200K .

Average Illumination

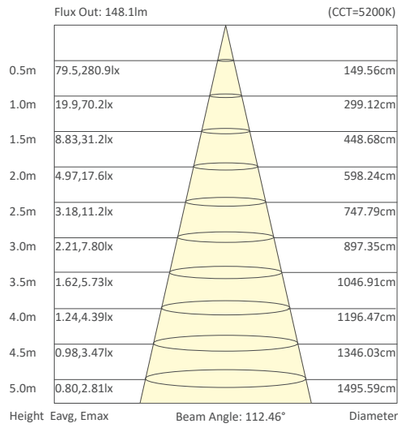

Product accessories

Free

Front cap
0612-PCIS

Quantity (m)/pcs: (5) 3
Dimensions (L*W*H)mm: 28*14*9.23

Closing End-cap
0612-ECS

Quantity (m)/pcs: (5) 3
Dimensions (L*W*H)mm: 13*14*8

Optional

Plastic Clip
0612-Clip

Quantity (m)/pcs: (5) 12
Dimensions (L*W*H)mm: 12*10*12



Aluminum channel
NSF0612-AC

Quantity (m)/pcs:
Dimensions (L*W*H)mm: 1000*6.62*13.5

Screws
PA3

Quantity (m)/pcs:
Dimensions: PA3*10mm

Silicone Glue
WR-7516

Quantity (m)/pcs: (5) 1
300g/pc

Features

- Color options: Single color.
- Design: Superior design with exquisite craftsmanship ensure stable and reliable performance.
- Flexibility: Side bending, min. bend diameter 25mm [0.98inch].
- IP grade: Silicone extrusion. Glue process end caps, IP67 protection.
- Warranty: 5 years indoor, 3 years outdoor.
- Customization: multiple spec options, can be customized upon requirements

Photo-electric Parmamters

Model No.	CRI	Voltage	Color	Lm/m	Lm/W	Measured Power (W/m)
NSF0410-Single color	>70	24V DC	2100K	153	16.2	9.6±10%
			2700K	296	31.0	
			4000K	324	33.9	
			4500K	332	34.4	
			5000K	329	34.4	
NSF0410-Single color		24V DC	Red	79	8.6	9.6±10%
			Green	312	20.7	
			Blue	43	4.6	

Basic Parameters

Model No.	LED QTY (pcs/m)	Product Size L*W*H (mm)	Min. Cuttable Length (mm)	Working Temperature	Storage Temperature
NSF0410	120	5000*4*10	50	-20~+60˚C	-20~+70˚C

Luminous Intensity Distribution Diagram

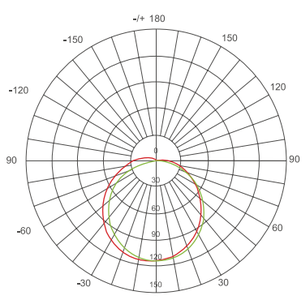

Unit: cd

C 0 /180,120.2°

AVERAGE BEAM ANGLE (50%): 117.2° C 90/270,114.2°

Average Illumination

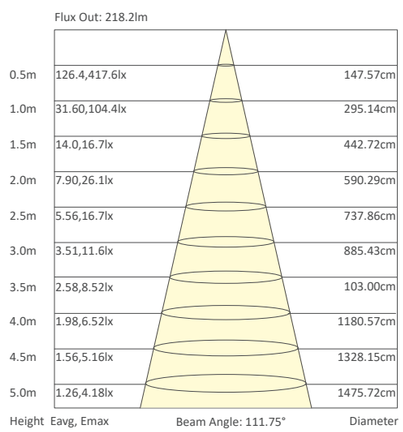

Note: the above two figures are tested with the sample 2700K .

Profile Drawings

Unit:mm [inch]

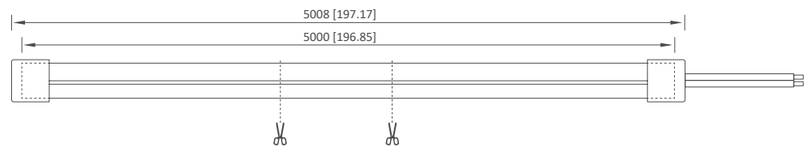

Front cap

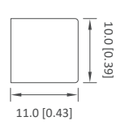

Closing End-cap

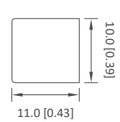

Remarks: "L" is the standard size of the light strip, can be customized according to the multiple of the minimum cutting unit length.

Sectional view

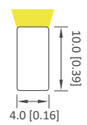

Bending Diameter

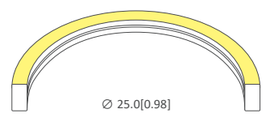

Top Bending

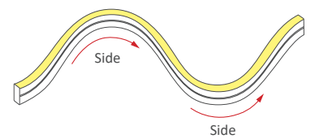

Product accessories

Free

Front cap
0410-PCIS

Quantity (m)/pcs: (5) 9
Dimensions (L*W*H)mm: 10*4.5*12

Closing End-cap
0410-ECS

Quantity (m)/pcs: (5) 9
Dimensions (L*W*H)mm: 10*4.5*12

Optional

Silicone Glue
WR-7516

Quantity (m)/pcs: (5) 1
300g/pc

Features

- Color options: Single color, tunable white, RGB, RGBW and PIXEL.
- Design: Superior design with exquisite craftsmanship ensure stable and reliable performance.
- Flexibility: Side bending, min. bend diameter 60mm[2.36].
- IP grade: Silicone extrusion, molding pressed IP68 protection. Glue process end caps IP67 protection.
- Warranty: 5 years indoor, 3 years outdoor.
- Customization: multiple spec options, can be customized upon requirements

CE | RoHS | c UL us LISTED E354137 | LM-80 | IP67 | DC 24V | 180°
FLAME RESISTANT | SOLVENT RESISANT | SALTWATER RESISTANT | UV RESISTANT | Temporary immersion protection | 5Years INDOOR | 3Years OUTDOOR

Photo-electric Parmamters

Model No.	CRI	Voltage	Beam Angle	Color	Lm/m	Lm/W	Measured Power (W/m)
N2-4	>80	24V DC	180°	2500K	547	53	9.6±10%
				4100K	552	53	
				5000K	591	57	
				6500K	545	52	
N2-4		24V DC	180°	Red	231	24	9.6±10%
				Green	438	45	
				Blue	91	9	
				Yellow	686	80	
NSR1025-WN	>80	24V DC	180°	2700K	297	41.4	7.2±10%
				6200K	280	39.4	7.2±10%
				W+N	565	39.5	14.4±10%
NSR1025-RGB	/	24V DC	179°	Red	50	10.3	5.76±10%
				Green	126	23.6	5.76±10%
				Blue	27	5.0	5.76±10%
				RGB	202	13.0	17.3±10%
NSR1025-RGBW	>80	24V DC	200°	6500K	91	17.3	5.2±10%
	/	24V DC		Red	26	6.2	4.2±10%
				Green	52	11.4	4.5±10%
				Blue	13	2.7	4.8±10%
				RGBW	173	9.4	18.4±10%
NSR1025-PIXEL (RGB)	/	24V DC	200°	Red	23	3.4	6.6±10%
				Green	47	6.9	6.9±10%
				Blue	11	1.5	6.9±10%
				RGB	77	5.5	14.0±10%
NSR1025-PIXEL (RGBW)	>80	24V DC	170°	2000-10000K	124	10.1	5.0±10%
	/	24V DC		Red	27	3.25	5.0±10%
				Green	64	5.4	5.0±10%
				Blue	17	1.4	5.0±10%
				RGBW	98	4.1	15.0±10%

Basic Parameters

Model No.	LED QTY (pcs/m)	Product Size L*W*H (mm)	Min. Cuttable Length (mm)	Working Temperature	Storage Temperature
N2-4	120	15000*10*25	50	-20~+60℃	-20~+70℃
NSR1025-WN	240	10000*10*25	50		
NSR1025-RGB	72	5000*10*25	83.3		
NSR1025-RGBW	72	5000*10*25	83.3		
NSR1025-PIXEL (RGB)	60	10000*10*25	100		
NSR1025-PIXEL (RGBW)	60	10000*10*25	100		

Profile Drawings

Unit:mm [inch]

Glue Process (IP67)

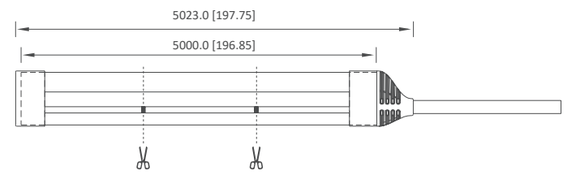

Molding Press Moulded (IP68)

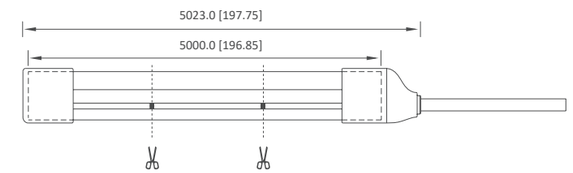

Sectional view

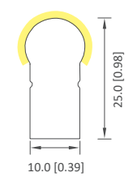

Bending Diameter

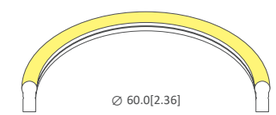

Top Bending

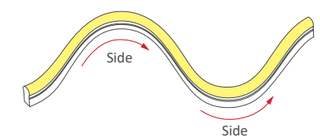

Front cap

Glue Process (IP67)

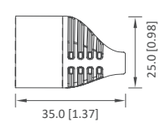

Molding pressed (IP68)

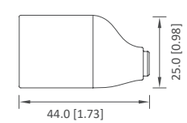

Closing End-cap

Glue Process (IP67)

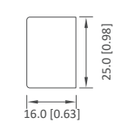

Molding pressed (IP68)

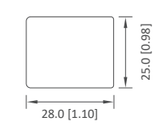

Remarks: "L" is the standard size of the light strip, can be customized according to the multiple of the minimum cutting unit length.

Product accessories

Free

Front cap NSR1025-PCIS	Quantity (m)/pcs: (5/10) 2-4 Dimensions (L*W*H)mm: 45*26*12	
Closing End-cap NSR1025-ECS	Quantity (m)/pcs: (5/10) 2-4 Dimensions (L*W*H)mm: 27*16*14	

Optional

Front cap (Molding pressed) NSR1025-PCIIM	Quantity (m)/pcs: (5/10) 2-4 Dimensions (L*W*H)mm: 44*28*15	
Closing End-cap (Molding pressed) NSR1025-ECIM	Quantity (m)/pcs: (5/10) 2-4 Dimensions (L*W*H)mm: 28*28*15	
White Sheathed Cable	Quantity (m)/pcs: (5/10) Dimensions (L*W*H)mm: 136	
Connector Set NSR1025-ICJ	Quantity (m)/pcs: (5/10) Dimensions (L*W*H)mm: 63.80*22.60*13.65	
L Connector Set NSR1025-ICL	Quantity (m)/pcs: (5/10) Dimensions (L*W*H)mm: 30*32*32	
Installation set	Quantity (m)/pcs: (5/10) Dimensions (L*W*H)mm: 35*15*21	
S-type track NSR1025-ACS	Quantity (m)/pcs: (5/10) Dimensions (L*W*H)mm: 500*11*17	
Aluminum track NSR1025-AMC	Quantity (m)/pcs: (5/10) Dimensions (L*W*H)mm: 25*12.3*17	
Aluminum Channel NSR1025-AC	Quantity (m)/pcs: (5/10): 1000*12.3*17	
Screws PA3	Quantity (m)/pcs: Dimensions: PA3*10mm	
Silicone Glue WR-7516	Quantity (m)/pcs: (5/10) 1 300g/pc	

Features

- Color options: Single color and tunable white.
- Design: Superior design with exquisite craftsmanship ensure stable and reliable performance.
- Flexibility: Side bending, min. bend diameter 30mm [1.18inch].
- IP grade: Silicone extrusion.Glue process end caps, IP67 protection.
- Warranty: 5 years indoor, 3 years outdoor.
- Customization: multiple spec options, can be customized upon requirements



Photo-electric Parmamters

Model No.	CRI	Voltage	Color	Lm/m	Lm/W	Measured Power (W/m)
NSR0615-Single color	>90	12V DC	2100K	66.3	5.8	11.52±10%
	>80	12V DC	2700K	159.0	14.6	11.52±10%
			3000K	126.4	11.5	10.9±10%
			3700K	166.7	14.9	11.52±10%
			4300K	162.4	14.4	11.52±10%
			5200K	158.1	14.1	11.52±10%
			6000K	167.5	15.3	10.9±10%
NSR0615-Single color	/	12V DC	Red	36	2.9	11.52±10%
			Green	138	15	
			Blue	39	3.6	
			Yellow	62	5.6	
			Orange	86	7.5	
NSR0615-WN	>80	12V DC	2800K	190	29	14.4±10%
			5000K	200	31	

Basic Parameters

Model No.	LED QTY (pcs/m)	Product Size L*W*H (mm)	Min. Cuttable Length (mm)	Working Temperature	Storage Temperature
NSR0615-Single color	96	5000*6*15	10.42	-20~+60℃	-20~+70℃
NSR0615-WN	240	5000*6*15	25		

Profile Drawings

Unit:mm [inch]

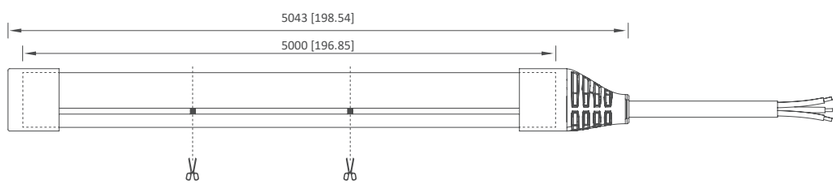

Front cap
Glue Process (IP67)

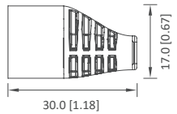

Closing End-cap
Glue Process (IP67)

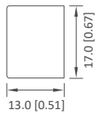

Remarks: "L" is the standard size of the light strip, can be customized according to the multiple of the minimum cutting unit length.

Sectional view

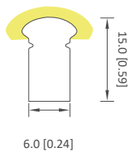

Bending Diameter

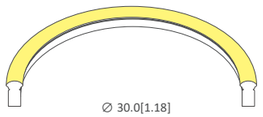

Top Bending

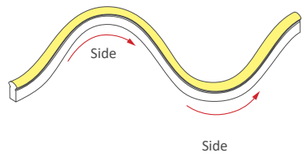

Luminous Intensity Distribution Diagram

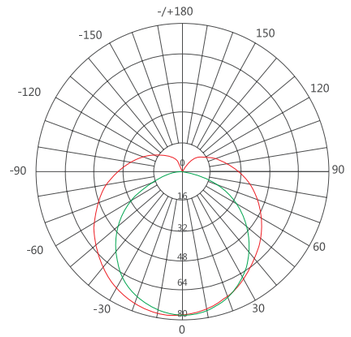

Unit: cd
C 0 /180,163.5°
C 90/270,111.9°

AVERAGE BEAM ANGLE (50%): 137.7°

Note: the above two figures are tested with the sample NSR0615-WN .

Average Illumination



Product accessories

Free

Front cap
NSR0615-PCIS

Quantity (m)/pcs: (5) 3
Dimensions (L*W*H)mm: 30*9.57*16.4

Closing End-cap
NSR0615-ECS

Quantity (m)/pcs: (5) 3
Dimensions (L*W*H)mm: 14*10*16

Optional

Plastic Clip
NSR0615-PMC

Quantity (m)/pcs: (5)
Dimensions (L*W*H)mm: 12*9*10

Screws
PA3

Quantity (m)/pcs:
Dimensions: PA3*10mm

Silicone Glue
WR-7516

Quantity (m)/pcs: (5) 1
300g/pc

Features

- Color options: Single color temperature.
- Design: Superior design with exquisite craftsmanship ensure stable and reliable performance.
- Flexibility: Top bending, min. bend diameter 30mm[1.18inch].
- IP grade: Silicone extrusion.Glue process end caps, IP67 protection.
- Warranty: 5 years indoor, 3 years outdoor.
- Customization: multiple spec options, can be customized upon requirements

Photo-electric Parmamters

Model No.	CRI	Voltage	Color	Lm/m	Lm/W	Measured Power (W/m)
NSR0512	>90	24V DC	2300K	215	22.1	9.6±10%
	>80	24V DC	2500K	194	18.7	9.6±10%
			2700K	183	19.2	9.6±10%
			2900K	189	19.0	9.6±10%
			4000K	211	20.4	9.6±10%
			5000K	205	19.8	9.6±10%
			6000K	221	20.2	10.9±10%

Basic Parameters

Model No.	LED QTY (pcs/m)	Product Size L*W*H (mm)	Min. Cuttable Length (mm)	Working Temperature	Storage Temperature
NSR0512	120	5000*5*12	50	-20~+60˚C	-20~+70˚C

Luminous Intensity Distribution Diagram

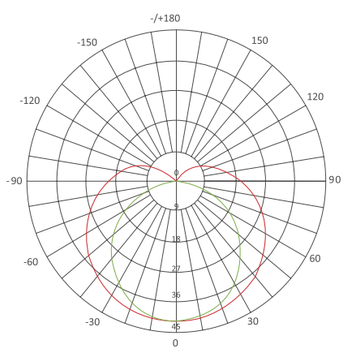

Unit: cd

AVERAGE BEAM ANGLE (50%): 143.1°

C 0 /180,175.5°

C 90/270,110.8°

Average Illumination



Profile Drawings

Unit:mm [inch]

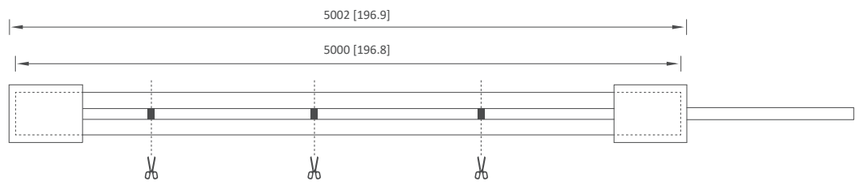

Front cap
Glue Process (IP67)

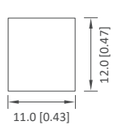

Closing End-cap
Glue Process (IP67)

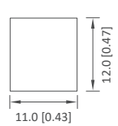

Remarks: "L" is the standard size of the light strip, can be customized according to the multiple of the minimum cutting unit length.

Sectional view

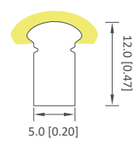

Bending Diameter

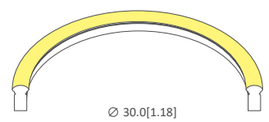

Top Bending

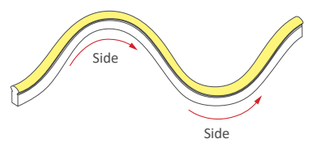

Product accessories

Free

Front cap
NSR0512-PCIS

Quantity (m)/pcs: (5) 3
Dimensions (L*W*H)mm: 11*14*8

Closing End-cap
NSR0512-ECS

Quantity (m)/pcs: (5) 3
Dimensions (L*W*H)mm: 11*14*8

Optional

Plastic Clip
NSR0512-PMC

Quantity (m)/pcs: (5)
Dimensions (L*W*H)mm: 12*9*10

Screws
PA3

Quantity (m)/pcs:
Dimensions: PA3*10mm

Silicone Glue
WR-7516

Quantity (m)/pcs: (5) 1
300g/pc

Features

- Color options: Tunable white, RGBY.
- Design: Superior design with exquisite craftsmanship ensure stable and reliable performance.
- Flexibility: Side bending, min. bend diameter 30mm[1.18].
- IP grade: Silicone extrusion, molding pressed IP68 protection. Glue process end caps IP67 protection.
- Warranty: 5 years indoor, 3 years outdoor.
- Customization: multiple spec options, can be customized upon requirements

CE | RoHS | c UL us LISTED E354137 | LM-80 | IP68 | AC220V | 184° | FLAME RESISTANT | SOLVENT RESISTANT | SALTWATER RESISTANT | UV RESISTANT | Temporary immersion protection | 5Years INDOOR | 3Years OUTDOOR

Photo-electric Parmamters

Model No.	CRI	Voltage	Color	Lm/m	Lm/W	Measured Power (W/m)
AN2-4	>80	220V AC	2300K	534	55	10.0±10%
			3000K	497	51	
			2800-9000K	510	/	
AN2-4	/	220V AC	Red	230	/	10.0±10%
			Green	420	/	
			Blue	90	/	
			Yellow	650	/	

Basic Parameters

Model No.	LED QTY (pcs/m)	Product Size L*W*H (mm)	Min. Cuttable Length (mm)	Storage Temperature	Working Temperature
AN2-4	120	50000*10*25	500	-20~+60˚C	-20~+70˚C

Luminous Intensity Distribution Diagram

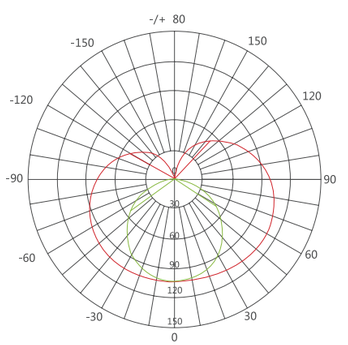

Unit: cd

AVERAGE BEAM ANGLE (50%): 184.0°

C 0 /180,258.9°

C 90/270,113.0°

Average Illumination



Profile Drawings

Unit:mm [inch]

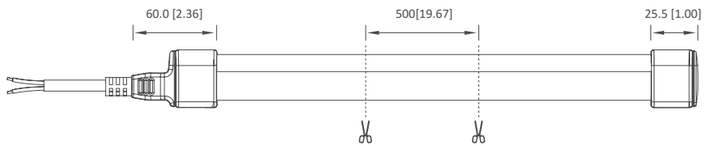

Sectional view

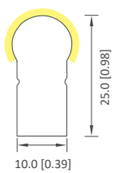

Bending Diameter

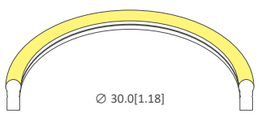

Top Bending

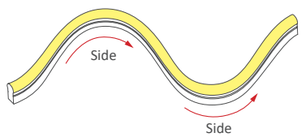

Front cap

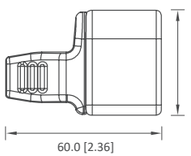

Closing End-cap

Remarks: "L" is the standard size of the light strip, can be customized according to the multiple of the minimum cutting unit length.

Product accessories

Free

Front cap
AN2-4-PCIS

Quantity (m)/pcs: (5/10) 2-4
Dimensions (L*W*H)mm: 45*26*12

Closing End-cap
AN2-4-ECS

Quantity (m)/pcs: (5/10) 2-4
Dimensions (L*W*H)mm: 27*16*14

Optional

Front cap
(Molding pressed)
AN2-4-PCIIM

Quantity (m)/pcs: (5/10) 2-4
Dimensions (L*W*H)mm: 44*28*15

Closing End-cap
(Molding pressed)
AN2-4-ECIM

Quantity (m)/pcs: (5/10) 2-4
Dimensions (L*W*H)mm: 28*28*15

White Sheathed Cable

Quantity (m)/pcs: (5/10)
Dimensions (L*W*H)mm: 136

Connector Set
AN2-4-ICJ

Quantity (m)/pcs: (5/10)
Dimensions (L*W*H)mm: 63.80*22.60*13.65

S-type track
AN2-4-ACS

Quantity (m)/pcs: (5/10)
Dimensions (L*W*H)mm: 500*13.5*13.6

Installation set

Quantity (m)/pcs: (5/10)
Dimensions (L*W*H)mm: 35*15*21

Aluminum channel
AN2-4-AC

Quantity (m)/pcs: (5/10): 1000*18.7*19.

Aluminum track
AN2-4-AMC

Quantity (m)/pcs: (5/10)
Dimensions (L*W*H)mm: 35*21.2*19

Silicone Glue
WR-7516

Quantity (m)/pcs: (5/10) 1
300g/pc

Screws
PA3

Quantity (m)/pcs:
Dimensions: PA3*10mm

BLUEVIEW
JELLYFISH 360° LIGHTING
NEON FLEX



360° LIGHTING LED NEON FLEX

NCR23

Features

- Color options: Single color.
- Design: Superior design with exquisite craftsmanship ensure stable and reliable performance.
- Flexibility: 360 lighting, min. bend diameter 120mm [4.72inch].
- IP grade: Silicone extrusion, IP65 protection.
- Warranty: 5 years indoor, 3 years outdoor.
- Customization: multiple spec options, can be customized upon requirements.

CE | RoHS | c UL us LISTED E354137 | DIMMABLE | IK08 | IP65 | DC 24V | 360° | FLAME RESISTANT | SOLVENT RESISANT | SALTWATER RESISTANT | UV RESISTANT | Temporary immersion protection | 5Years INDOOR | 3Years OUTDOOR

Photo-electric Parmamters

Model No.	CRI	Voltage	Color	Lm/m	Lm/W	Measured Power (W/m)
NCR23-Single color	>80	24V DC	2400K	1156	71.6	16.0±10%
			2700K	1270	84.3	
			3000K	1457	90.3	
			4000K	1466	90.5	
			5000K	1473	92.8	
			6500K	1362	85.1	
NCR23-Single color		24V DC	Red	435	27.2	16.0±10%
			Green	1338	83.6	
			Blue	315	19.7	
			Yellow	201	12.6	
			Orange	393	24.6	
NCR23-RGB		24V DC	Red	108	17.8	6.4±10%
			Green	498	67.0	6.4±10%
			Blue	103	15.6	6.4±10%
			RGB	696	35.4	19.2±10%

Basic Parameters

Model No.	LED QTY (pcs/m)	Product Size L*W*H (mm)	Working Temperature	Storage Temperature
NCR23-Single color	336	5000*23*23	-20~+60˚C	-20~+70˚C
NCR23-RGB	288			

Profile Drawings

Unit:mm [inch]



Sectional view

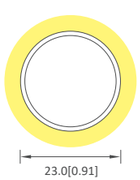

Bending Diameter

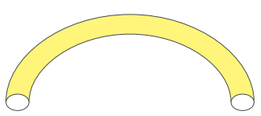

Top Bending

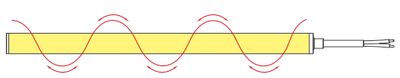

Front cap

Glue Process (IP67)

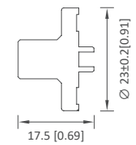

Closing End-cap

Glue Process (IP67)

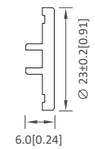

Remarks: "L" is the standard size of the light strip, can be customized according to the multiple of the minimum cutting unit length.

Luminous Intensity Distribution Diagram

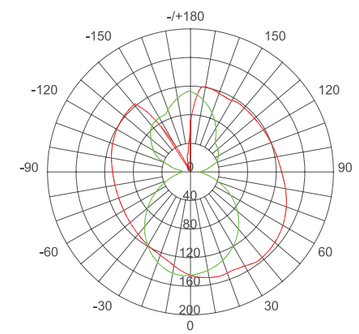

Unit: cd

C 0 /180,326.2°

C 90/270,360.0°

AVERAGE BEAM ANGLE (50%): 343.1°

Average Illumination

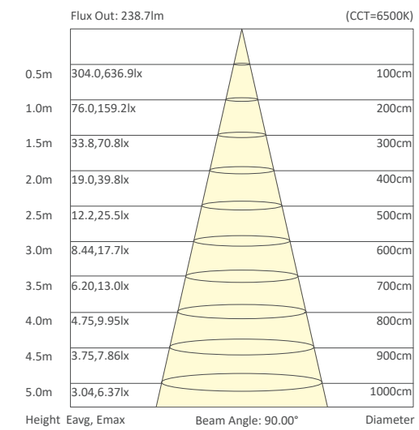

Note: The above datas are tested with NCR23 - Single color of 6500K.

Installation method



Ceiling Kit - hardware set



Ceiling Kit - hardware and PC tube set



Pendant Kit - hardware and PC tube set



Pendant Kit - output wire two in one

Pendant Horizontal Kit - hardware and PC tube set

Pendant Kit - steel cable and hook

Pendant Kit - pole and hook



Plastic Clip

Ceiling Kit - PC groove



Pendant Kit - steel cable and PC groove

Pendant Kit - steel cable and ribbon

Splice set

Hardware end-cap set

360° LIGHTING LED NEON FLEX

NCR19

Features

- Color options: Single color and RGB.
- Design: Superior design with exquisite craftsmanship ensure stable and reliable performance.
- Flexibility: 360 lighting, min. bend diameter 120mm [4.72inch].
- IP grade: Silicone extrusion, IP65 protection.
- Warranty: 5 years indoor, 3 years outdoor.
- Customization: multiple spec options, can be customized upon requirements.

CE | RoHS | c UL us LISTED E354137 | DIMMABLE | IK08 | IP65 | DC 24V | 360° | FLAME RESISTANT | SOLVENT RESISTANT | SALTWATER RESISTANT | UV RESISTANT | Temporary immersion protection | 5Years INDOOR | 3Years OUTDOOR

Photo-electric Parmamters

Model No.	CRI	Voltage	Color	Lm/m	Lm/W	Measured Power (W/m)
NCR19-Single color	>80	24V DC	2400K	1029	63.6	16.0±10%
			2700K	1198	75.7	
			3000K	1267	78.6	
			4000K	1348	84.1	
			5000K	1301	79.8	
			6500K	1207	74.8	
NCR19-Single color	/	24V DC	Red	387	24.2	16.0±10%
			Green	960	60.0	
			Blue	241	15.1	
			Yellow	143	8.9	
			Orange	322	20.1	
NCR19-RGB	/	24V DC	Red	108	16.5	6.5
			Green	369	58.5	6.2
			Blue	73	11.9	6.1
			RGB	544	29.5	18.4

Basic Parameters

Model No.	LED QTY (pcs/m)	Product Size L*W*H (mm)	Working Temperature	Storage Temperature
NCR19	336	5000*19*19	-20~+60°C	-20~+70°C
NCR19	288			

Profile Drawings

Unit:mm [inch]



Sectional view

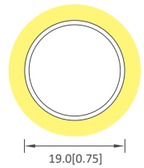

Bending Diameter

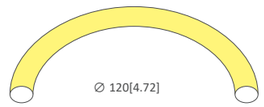

Top Bending

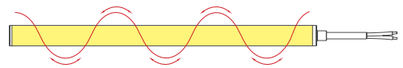

Front cap

Glue Process (IP67)

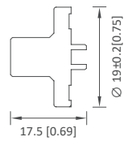

Closing End-cap

Glue Process (IP67)

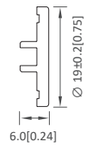

Remarks: "L" is the standard size of the light strip, can be customized according to the multiple of the minimum cutting unit length.

Luminous Intensity Distribution Diagram

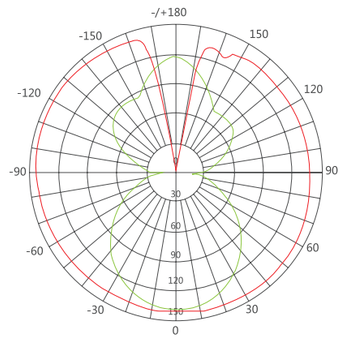

Unit: cd

C 0 /180,326.1°

C 90/270,360.0°

AVERAGE BEAM ANGLE (50%): 343.1°

Average Illumination

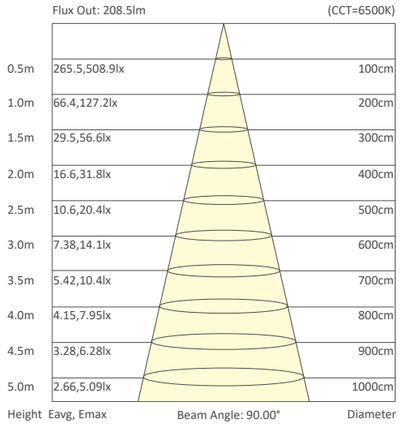

Note: The above datas are tested with NCR19 - Single color of 6500K.

Installation method

Pendant Pole and hook set



Pendant Rope and hook set

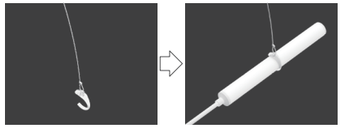

3D / NEON FLEX



Features

- Color options: Single color.
- Design: Superior design with exquisite craftsmanship ensure stable and reliable performance.
- Flexibility: Top bending, min. bend diameter 60mm [2.36inch]. Side bending, min. bend diameter 150mm [5.91inch]
- IP grade: Silicone extrusion, glue process end caps, IP67 protection.
- Warranty: 5 years indoor, 3 years outdoor.
- Customization: multiple spec options, can be customized upon requirements.

Photo-electric Parmamters

Model No.	CRI	Voltage	Color	Lm/m	Lm/W	Measured Power (W/m)
NMR1615V	>90	24V DC	2200K	508	66	7.2±10%
			2800K	540	70	
			3200K	560	74	
			3900K	560	74	
			5500K	570	74	

Basic Parameters

Model No.	LED QTY (pcs/m)	Product Size L*W*H (mm)	Min. Cuttable Length (mm)	Working Temperature	Storage Temperature
NMR1615V	120	5000*16.5*15.2	50.0	-20~+60˚C	-20~+70˚C

Luminous Intensity Distribution Diagram

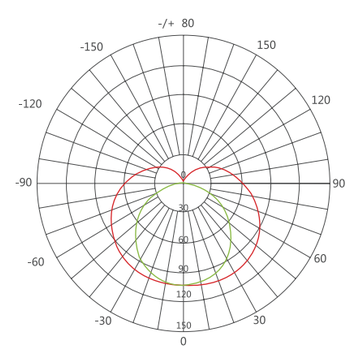

Unit: cd

C 0 /180,180.0°

C 90/270,111.9°

AVERAGE BEAM ANGLE (50%): 145.9°

Note: The above datas are tested with NMR1615V of 4000K.

Average Illumination



Profile Drawings

Unit:mm [inch]

Glue Process (IP67)

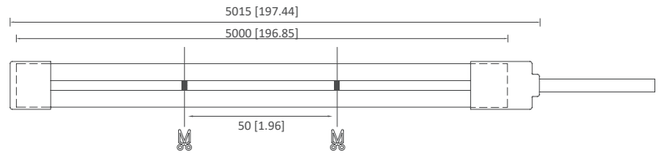

Sectional view

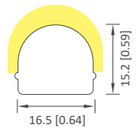

Bending Diameter

Top Bending

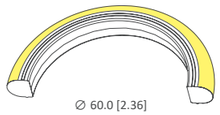

Side Bending

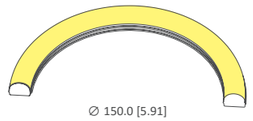

Front cap

Glue Process (IP67)

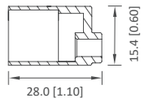

Closing End-cap

Glue Process (IP67)

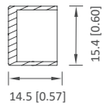

Bend direction

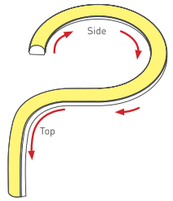

Remarks: "L" is the standard size of the light strip, can be customized according to the multiple of the minimum cutting unit length.

Product accessories

Free

	Front cap NMR1615V-PCIS	Quantity (m)/pcs: (10) 6 Dimensions (L*W*H)mm: 28*20.1*17.6		Closing End-cap NMR1615V-ECS	Quantity (m)/pcs: (10) 6 Dimensions (L*W*H)mm:14.5*20.1*17.6

Optional

	Front cap (Left) NMR1615V-PCLS	Quantity (m)/pcs: (10) 6 Dimensions (L*W*H)mm:27*24.9*17.6		Front cap (Right) NMR1615V-PCLS	Quantity (m)/pcs: (10) 6 Dimensions (L*W*H)mm:27*25.2*17.6
	Front cap (Bottom) NMR1615V-PCBS	Quantity (m)/pcs: (10) 6 Dimensions (L*W*H)mm:27*19.5*23.6		Aluminum Track NMR1615V-AMC	Quantity (m)/pcs: (10) 30 Dimensions (L*W*H)mm:35*19.2*9.4
	Aluminum Channel NMR1615V-AC	Quantity (m)/pcs: (10) 10 Dimensions (L*W*H)mm:1000*19.2*9.4		Screws PA3	NMR1615-AMC:2pcs/piece NMR1615-AC:3pcs/piece Dimensions: PA3*10mm
	Silicone Glue WR-7516	Quantity (m)/pcs: (5/10) 1 300g/pc			

DC 12V | 130° | 3Years OUTDOOR | INDOOR

CR NEON SERIES

Features

- Excellent shading and light transmission
- Attractive design, multiple colors optional
- Extrusion modeling with excellent weather resistance
- Multiple size optional, cuttable and customizable

Application

- Applied for advertising neon channel letters etc.



ROLLABLE SILICONE NEON COVER

Photo-electric Parmamters

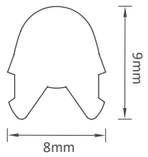

Model No.	Voltage	CRI	LED + Cover	Color	CCT/Wavelength	Lm/m	Lm/W	Measured Power (W/m)
CR0809	12V DC	>80	WW	W	6107K	291	78	7.2±10%
		\	WR	R	620-625nm	18	5	
			WG	G	520-525nm	19	5	
			WB	B	465-470nm	20	5	
			WY	Y	587-589.5nm	62	17	
			WO	O	600-605nm	75	20	
			BW	B	465-470nm	55	14	
			GW	G	520-525nm	180	44	
			RW	R	620-625nm	69	20	
			OW	O	600-605nm	78	23	
			YW	Y	587-589.5nm	43	13	
			BB	B	465-470nm	8	2	
			GG	G	520-525nm	28	7	
			RR	R	620-625nm	28	8	
			OO	O	600-605nm	38	11	
			YY	Y	587-589.5nm	14	4	

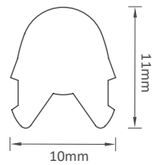

Model No.	Voltage	CRI	LED + Cover	Color	CCT/Wavelength	Lm/m	Lm/W	Measured Power (W/m)
CR1011	12V DC	>80	WW	W	6107K	248	66	7.2±10%
		\	WR	R	620-625nm	9	2	
			WG	G	520-525nm	48	13	
			WB	B	465-470nm	16	4	
			WY	Y	587-589.5nm	2	1	
			WO	O	600-605nm	56	15	
			BW	B	465-470nm	61	18	
			GW	G	520-525nm	37	11	
			RW	R	620-625nm	155	38	
			OW	O	600-605nm	49	13	
			YW	Y	587-589.5nm	58	17	
			BB	B	465-470nm	20	6	
			GG	G	520-525nm	10	3	
			RR	R	620-625nm	22	5	
			OO	O	600-605nm	4	1	
			YY	Y	587-589.5nm	27	8	

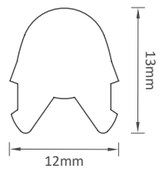

Model No.	Voltage	CRI	LED + Cover	Color	CCT/Wavelength	Lm/m	Lm/W	Measured Power (W/m)
CR1213	12V DC	>80	WW	W	6107	270	72	7.2±10%
		\	WR	R	620-625nm	7	2	
			WG	G	520-525nm	43	11	
			WB	B	465-470nm	11	3	
			WY	Y	587-589.5nm	3	1	
			WO	O	600-605nm	49	13	
			BW	B	465-470nm	68	20	
			GW	G	520-525nm	35	10	
			RW	R	620-625nm	160	13	
			OW	O	600-605nm	50	13	
			YW	Y	587-589.5nm	66	19	
			BB	B	465-470nm	18	5	
			GG	G	520-525nm	9	3	
			RR	R	620-625nm	20	5	
			OO	O	600-605nm	3	1	
			YY	Y	587-589.5nm	28	8	

Single Zone Sync Control

BV3600RF RGB CONTROLLER

Wireless signal Light RGB Controller and receiver Kit

Applied for:	All Bv's Constant Voltage RGB LED tape Light in 12V=216W/24V=432W
Input VOL.:	12-24VDC
Function Mode:	Max 32 modes
Max Current Load:	6Ax3CH
Remote Distance:	100m

BV3060 POWER CONTROLLER

Wireless signal Light RGB Controller and receiver Kit

Applied for:	All single color LED controllers and RGB LED controllers
Input Singal:	PWM
Input Vol:	5-24VDC
Max Output Power:	5V=75W,12V=180W,24V=360W
Max Current Load:	5Ax3CH

BV311-RF DIMMER

Input Voltage:	12-24VDC
Max Current Load:	6Ax3CH Max 18A
Max Output Power:	12V=216W,24V=432W
Control Button:	8 Touch Buttons
RF Remote Distance:	100m
Dimming Range:	5%-100%
Working Temperature:	-30°C~55°C
Size:	L313xW50xH32mm

Mini Series - Remote part

BVM1

Wireless signal Light Dimming Remote

Working Vol.: 3V[Battery CR2032]
Working Frequency:433.92MHz
Remote Distance: 30m
Working Temperature: -30°C~55°C
Size: L104xW58xH9mm

BVM5

Wireless signal CCT Dimming Remote

Working Vol.: 3V[Battery CR2032]
Working Frequency:433.92MHz
Remote Distance: 30m
Working Temperature: -30°C~55°C
Size: L104xW58xH9mm

BVM2

Wireless signal CCT Dimming Remote

Working Vol.: 3V[Battery CR2032]
Working Frequency:433.92MHz
Remote Distance: 30m
Working Temperature: -30°C~55°C
Size: L104xW58xH9mm

BVM6

Wireless signal Light RGB Remote

Working Vol.: 3V[Battery CR2032]
Working Frequency:433.92MHz
Remote Distance: 30m
Working Temperature: -30°C~55°C
Size: L104xW58xH9mm

BVM3

Working Vol.: 3V[Battery CR2032]
Working Frequency:433.92MHz
Remote Distance: 30m
Working Temperature: -30°C~55°C
Size: L104xW58xH9mm

BVM7

Wireless signal Light RGB Remote

Working Vol.: 3V[Battery CR2032]
Working Frequency:433.92MHz
Remote Distance: 30m
Working Temperature: -30°C~55°C
Size: L104xW58xH9mm

BVM4

Wireless signal RGBW/RGBA Remote

Working Vol.: 3V[Battery CR2032]
Working Frequency:433.92MHz
Remote Distance: 40-50m
Working Temperature: -30°C~55°C
Size: L104xW58xH9mm

BVM8

Wireless signal RGBW/RGBA Remote

Working Vol.: 3V[Battery CR2032]
Working Frequency:433.92MHz
Remote Distance: 40-50m
Working Temperature: -30°C~55°C
Size: L104xW58xH9mm

Remark:Remote only, a receiver BVC3-3A or BVC4-5A needed.

LED CONTROLLER

Mini Series-Receiver Part

BVC3-3A Receiver
Wireless Constant Voltage Signal Receiver

Compatible For:	M1/M2/M3/M5/M6/M7
Input Vol:	12V-24VDC
Max Current Load:	3Ax3CH Max 9A
Max output Power:	12V-108W,24V-216W
Working Temperature:	-30°C~55°C
Size:	L135xW30xH20mm

BVC4-5A Receiver
Wireless Constant Voltage Signal Receiver

Compatible For:	M1/M2/M3/M5/M6/M7+M4/M8
Input Vol:	5V-24VDC
Max Current Load:	5Ax4CH Max 20A
Max output Power:	5V-100W,24V-240W,24V-280W
Working Temperature:	-30°C~55°C
Size:	L175xW44xH30mm

COMBINATION TABLE

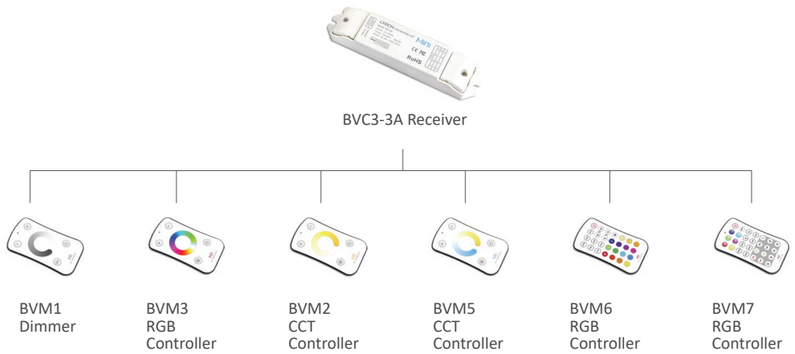

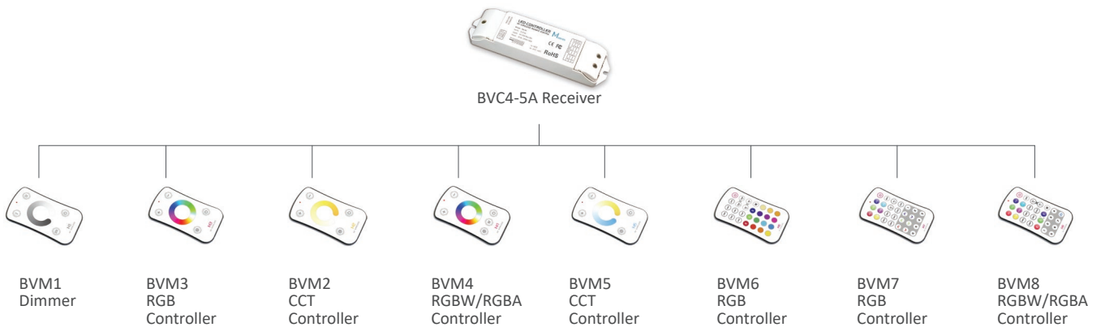

BLUEVIEW ELEC-OPTIC TECH CO.,LTD

☐ Tel: +86-28-8148 0011
☐ Fax: +86-28-8148 1258

☐ Web.: www.blueviewled.com
☐ Emill: sales@blueviewled.com

☐ Add.: No. 1000, Section 2, Konggang 2nd Road, Shuangliu,
Chengdu 610207, Sichuan, CHINA